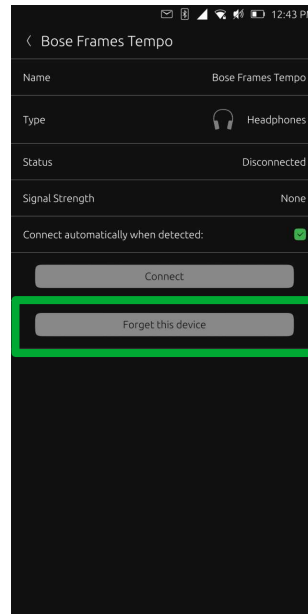


# Connect UB Touch phone with Bluetooth BREDR pairing

Instructions by Mateo Salta, inspired by

<https://askubuntu.com/questions/833322/pair-bose-quietcomfort-35-with-ubuntu-over-bluetooth>

Start by removing pairing with the device



Click on Forget this device

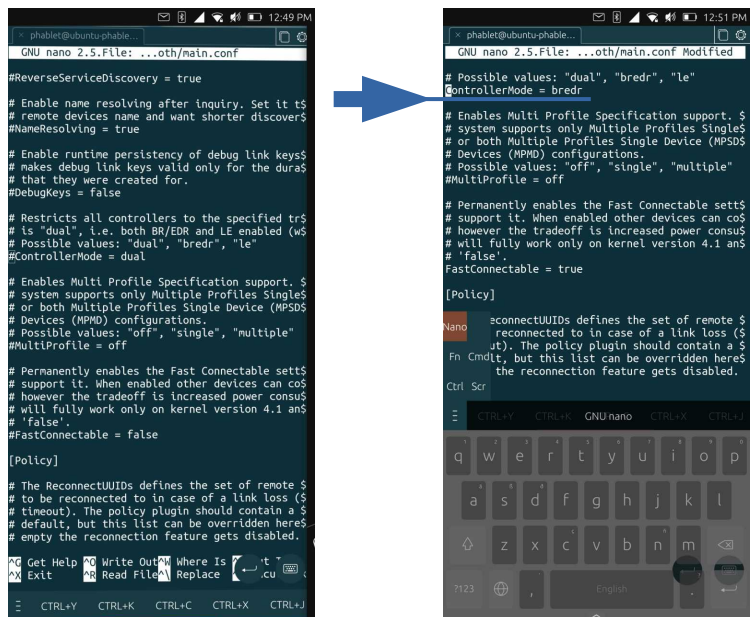
Open terminal app

Mount the file system read and write :  
`sudo mount -o remount,rw /`

Get to the bluetooth configuration file  
`sudo nano /etc/bluetooth/main.conf`

Then scroll down with two fingers to  
`#ControllerMode = dual`

Remove the #  
change `dual` to `breldr` ->

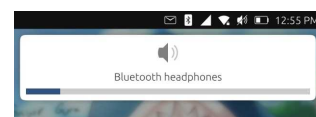


Another thing you can change there is the fastconnect option (helps with carkit)

Once you changed what you want, the nano shortcuts are in that menu, and you can get to `ctrl+x` to save and exit

Then reboot the phone and try repairing the device with your speaker

It should be successful if you see the volume bar popping up



You can revert the changes you made to restore the original UB Touch bluetooth config files