

TRICUBE BUILDING B

Picture Puzzles

Creator ... Doug. Williams
Publisher ... Mathematics Centre
© Doug. Williams

COPYRIGHT AGREEMENT

With due acknowledgement to the creator, this resource may be freely used, shared, reproduced or distributed in perpetuity.

The preceding paragraph overrides any previous copyright provision in earlier versions.

Prepared for free distribution February 2025.

This resource cannot be used for commercial gain.

This Picture Puzzle is based on
... Task 90, Tricube Constructions B & Task 69, Tricubes
Teaching Notes
... mathematicscentre.com/picturepuzzles/teachingnotes.htm

Picture Puzzles


To Do

1. Given an isometric view make an object.
2. Draw the plan view of the object.
3. Try an isometric view construction challenge.

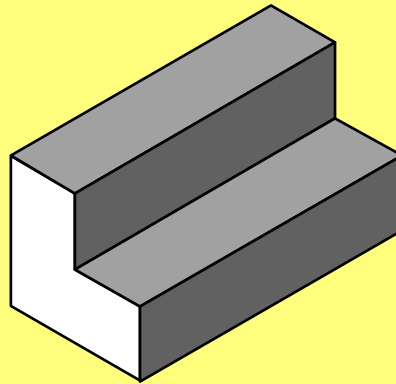
You Need

- Four Tricubes each
- Square graph paper (1cm)
- Isometric dot paper (1cm)

Tricubes

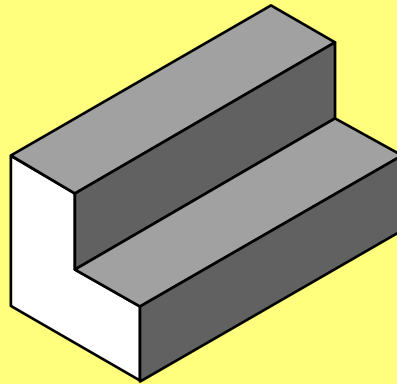


Use four Tricubes to make this building.



2 layers high

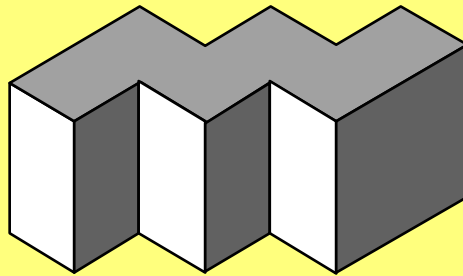
Use four Tricubes to make this building.



2 layers high

Draw its looking down view (plan view).

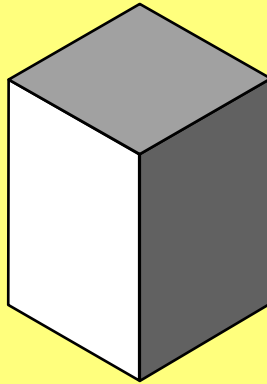
Use four Tricubes to make this building.



2 layers high

Draw its looking down view (plan view).

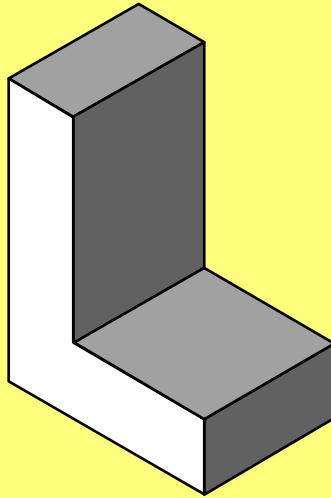
Use four Tricubes to make this building.



3 layers high

Draw its looking down view (plan view).


Use four Tricubes to make this building.



4 layers high

Draw its looking down view (plan view).

Use four Tricubes to make this building.




4 layers high

Draw its looking down view (plan view).

Use four Tricubes to make this building.


2 ways



4 layers high

Draw its looking down view (plan view).


Use four Tricubes to make this building.



5 layers high

Draw its looking down view (plan view).

Use four Tricubes to make this building.



6 layers high

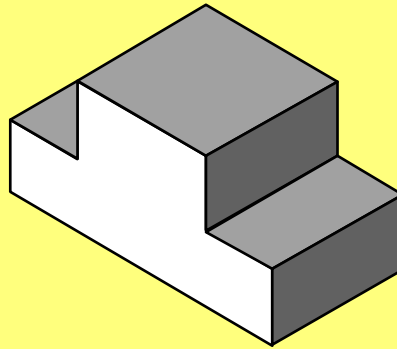
Draw its looking down view (plan view).

**Picture
Puzzles**

more

**Picture
Puzzles**

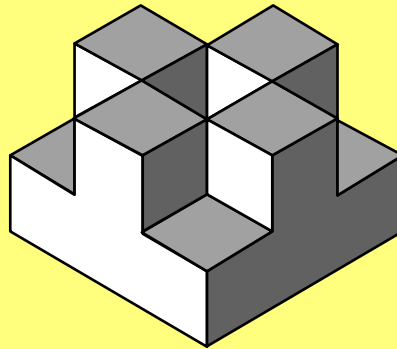
Use four Tricubes to make this building.



2 layers high

Draw its looking down view (plan view).

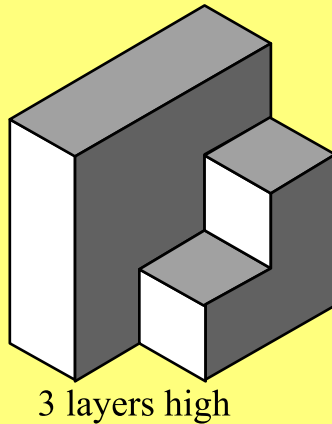
Use four Tricubes to make this building.



2 layers high


Draw its looking down view (plan view).

Use four Tricubes to make this building.



Draw its looking down view (plan view).

Use four Tricubes to make this building.




4 layers high

Draw its looking down view (plan view).

Use four Tricubes to make this building.

2 ways

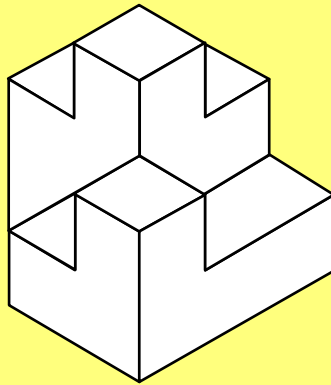


4 layers high

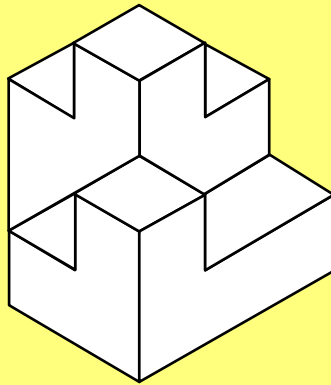
Draw its looking down view (plan view).

even more

Challenge! Can you make this building?

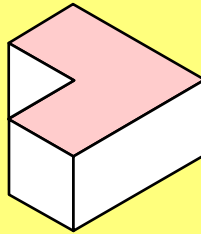


Challenge! Can you make this building?

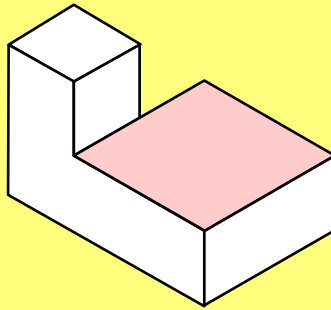


Check your hypothesis step by step with the next slides.

Step 1: Place the purple Tricube like this...

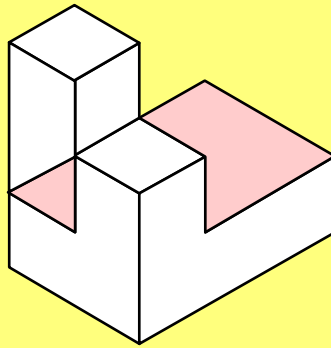


Step 2: Add a red Tricube like this...



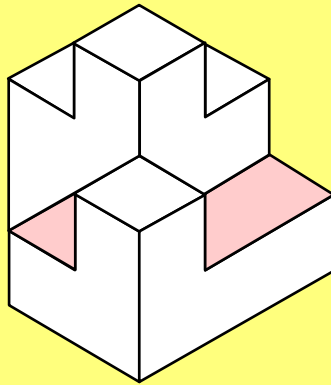
Picture Puzzles

Step 3: Now add a yellow Tricube like this...

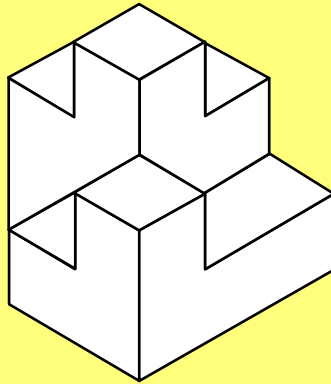


Picture Puzzles

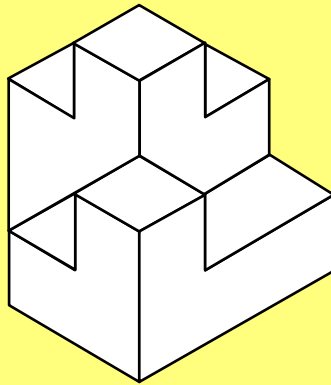
Step 4: Lastly add a blue Tricube to make this...



Copy the isometric drawing.



Copy the isometric drawing.



Use four colours to show how the Tricubes fit.

THE END...

...OR IS IT?