

TRICUBE BUILDING A

Picture Puzzles

Creator ... Doug. Williams
Publisher ... Mathematics Centre
© Doug. Williams

COPYRIGHT AGREEMENT

With due acknowledgement to the creator, this resource may be freely used, shared, reproduced or distributed in perpetuity.

The preceding paragraph overrides any previous copyright provision in earlier versions.

Prepared for free distribution February 2025.

This resource cannot be used for commercial gain.

This Picture Puzzle is based on
... Task 77, Tricube Constructions A
Teaching Notes
... mathematicscentre.com/picturepuzzles/teachingnotes.htm

Picture Puzzles


To Do

1. Given a plan view (looking down) make an object.
2. Draw the isometric view of the object.

You Need

- Four Tricubes each
- Square graph paper (1cm)
- Isometric dot paper (1cm)

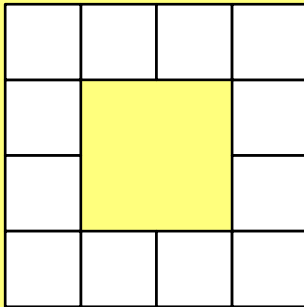
Tricubes



One object. Two views.

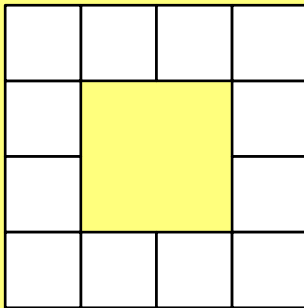
One object. Two views.

Plan View

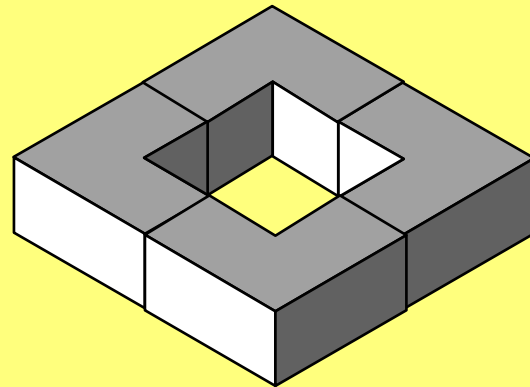


One object. Two views.

Plan View

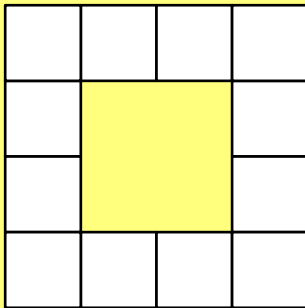


Isometric View

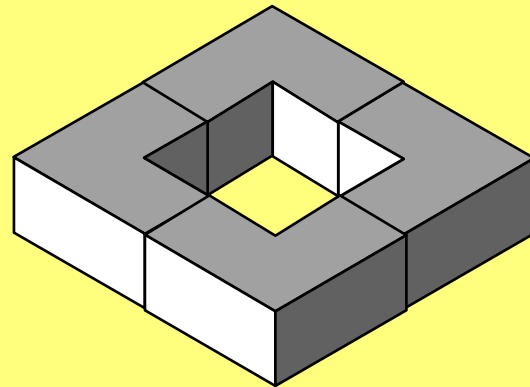


One object. Two views.

Plan View



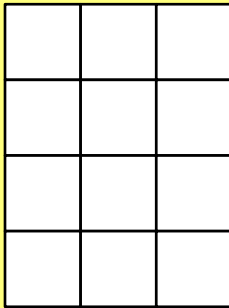
Isometric View



Use four Tricubes to make the object.

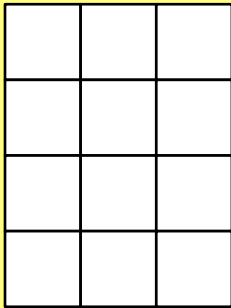
One object. Two views.

Plan View



One object. Two views.

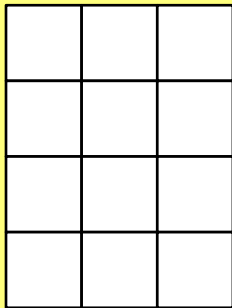
Plan View



Use four Tricubes to make the object.

One object. Two views.

Plan View




Isometric View



Use four Tricubes to make the object.


One object. Two views.

Plan View



One object. Two views.


Plan View



Use four Tricubes to make the object.

One object. Two views.

Plan View



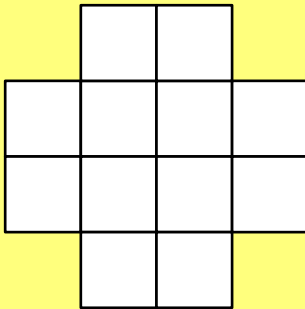
Isometric View



Use four Tricubes to make the object.

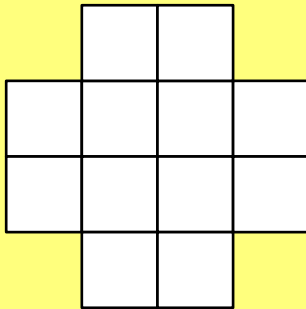
One object. Two views.

Plan View



One object. Two views.

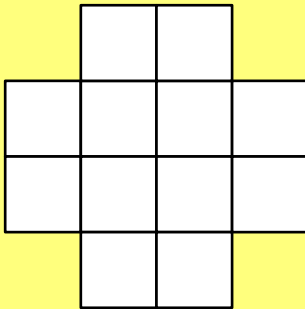
Plan View



Use four Tricubes to make the object.

One object. Two views.

Plan View



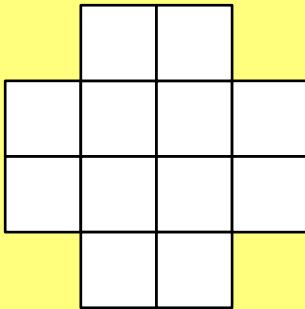
Isometric View



Use four Tricubes to make the object.

One object. Two views.

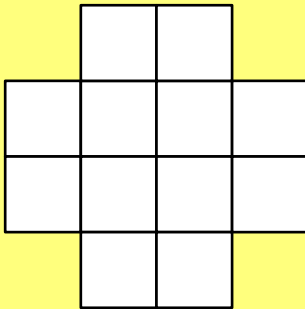
Plan View



Make the same object a different way.

One object. Two views.

Plan View



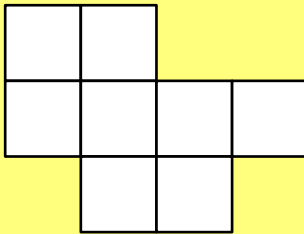
Isometric View



Make the same object a different way.

One object. Two views.

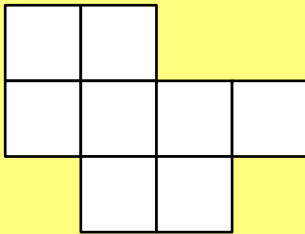
Plan View



2 layers high

One object. Two views.

Plan View

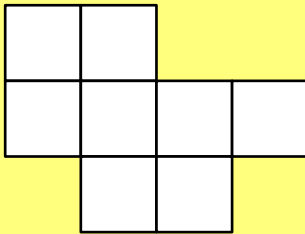


2 layers high

Use four Tricubes to make the object.

One object. Two views.

Plan View



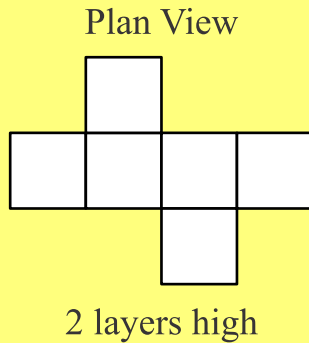
2 layers high

Isometric View

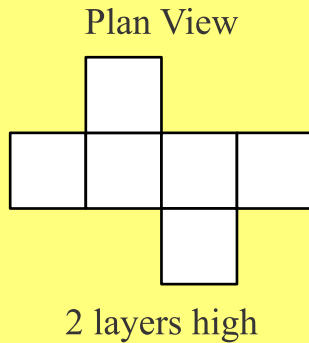


Use four Tricubes to make the object.

One object. Two views.



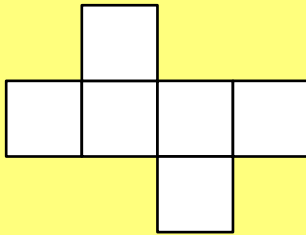
One object. Two views.



Use four Tricubes to make the object.

One object. Two views.

Plan View



2 layers high

Isometric View



Use four Tricubes to make the object.

**Picture
Puzzles**

more

**Picture
Puzzles**

**Secretly use four Tricubes
to make your own object.**

**Secretly draw its plan
and isometric views.**

**Swap plan views with your
partner and build their object.**

Draw its isometric view.

**Does your drawing match
your partner's drawing?**

THE END...

...OR IS IT?