

SPHINX SHAPES

Picture Puzzles

Creator ... Doug. Williams
Publisher ... Mathematics Centre
© Doug. Williams

COPYRIGHT AGREEMENT

With due acknowledgement to the creator, this resource may be freely used, shared, reproduced or distributed in perpetuity.

The preceding paragraph overrides any previous copyright provision in earlier versions.

Prepared for free distribution February 2025.

This resource cannot be used for commercial gain.

This Picture Puzzle is based on
... Task 166, Sphinx
Teaching Notes
... mathematicscentre.com/picturepuzzles/teachingnotes

Picture Puzzles


To Do

1. Make and record shapes using 2 Sphinxes.
2. Make and record shapes using 3 and 4 Sphinxes.
3. Try some Sphinx shape puzzles.


You Need

- Eight Sphinx shapes
- Triangle graph paper



Sphinx shapes





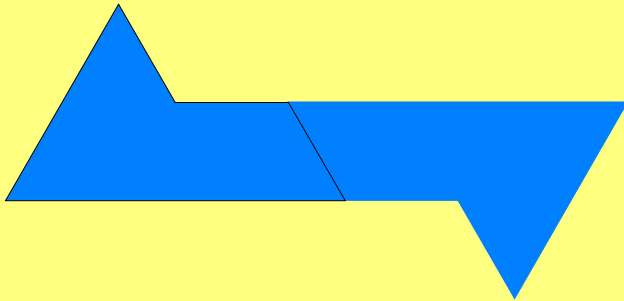
Sphinx shapes join like this...



But not like this...





Sphinx shapes join like this...



Picture Puzzles

But not like this...



Make some 2 Sphinx shapes.

Choose your three favourite ones.

Draw their outline.

Show the joins with dotted lines.

Make some 3 and 4 Sphinx shapes.



Choose two of each.

Draw their outline.

Show the joins with dotted lines.

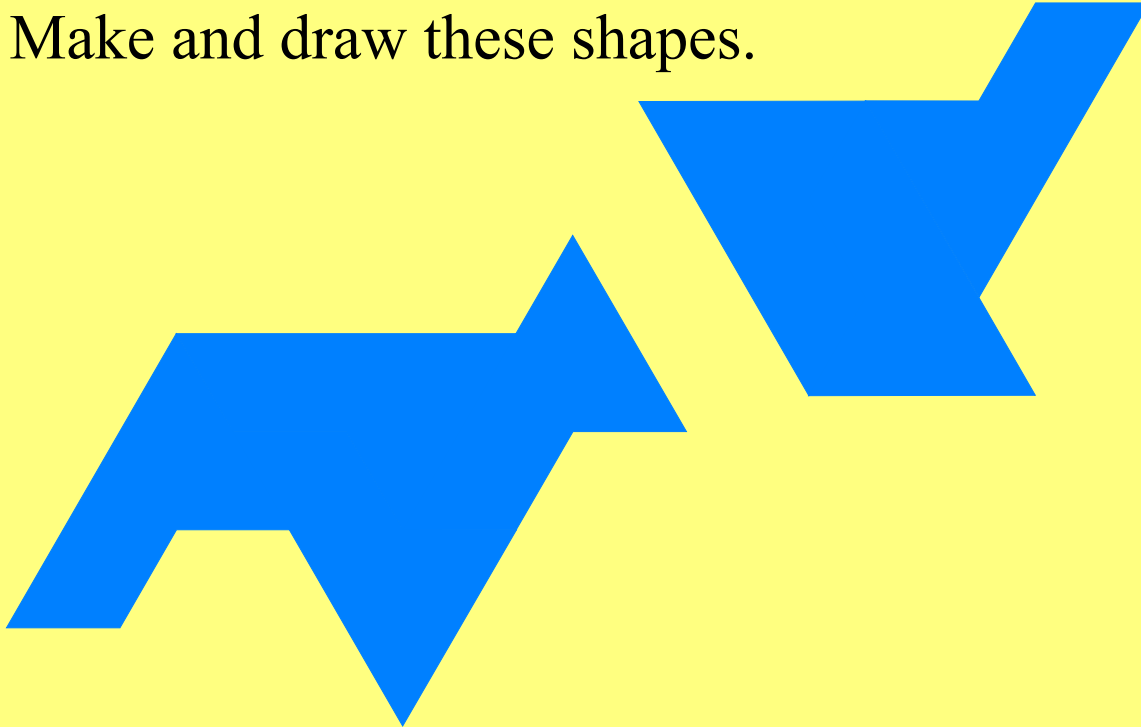
Picture Puzzles

Make and draw these shapes.



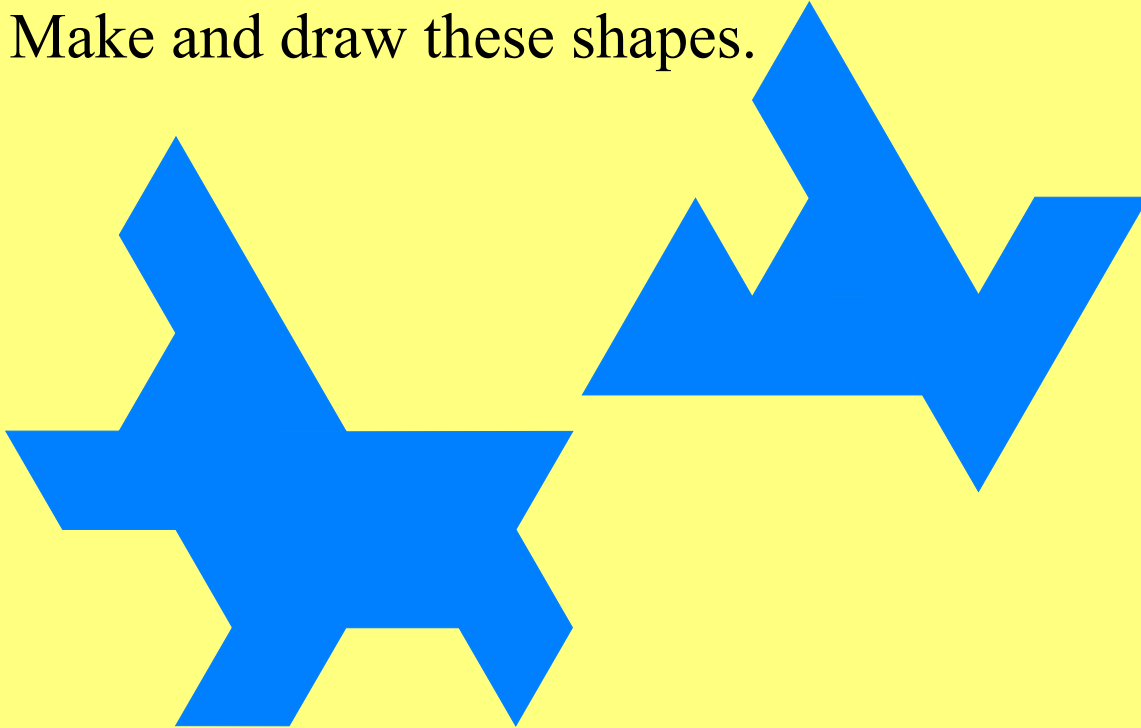
Picture Puzzles

Make and draw these shapes.




Picture Puzzles

Make and draw these shapes.



Make and draw this shape.



Create a Sphinx shape.

Draw its perimeter then mess up the pieces.

Challenge someone to make your Sphinx Shape.

more

How many 2 Sphinx shapes are there?

How do you know when you have found them all?

even more

Investigate tessellating with Sphinx shapes.

THE END...

...OR IS IT?