

# **ROD MATS**

**ORANGE JOINED WITH BROWN IS WHOLE  
(Eighteenths)**

# Picture Puzzles

Creator ... Doug. Williams  
Publisher ... Mathematics Centre  
© Doug. Williams

## COPYRIGHT AGREEMENT

With due acknowledgement to the creator, this resource may be freely used, shared, reproduced or distributed in perpetuity.

The preceding paragraph overrides any previous copyright provision in earlier versions.

Prepared for free distribution February 2025.

This resource cannot be used for commercial gain.

This Picture Puzzle is based on  
... Task 202, Rod Mats  
Teaching Notes  
... [mathematicscentre.com/picturepuzzles/teachingnotes.htm](https://mathematicscentre.com/picturepuzzles/teachingnotes.htm)

# Picture Puzzles

## To Do

1. Make a Rod Mat from a whole.
2. Name the parts of the whole shown by the mat.
3. Find more than one name for some parts.
4. Create and record equations using your names.

## You Need

- A set of coloured rods called Cuisenaire Rods

# Picture Puzzles

1. A rod mat starts with a whole.

# Picture Puzzles

1. A rod mat starts with a whole.
2. Let's choose orange joined with brown.

# Picture Puzzles

1. A rod mat starts with a whole.

Orange joined with Brown is the WHOLE

2. Let's choose orange joined with brown.

# Picture Puzzles

1. A rod mat starts with a whole.

Orange joined with Brown is the WHOLE

2. Let's choose orange joined with brown.

3. To make the mat, build rows below the whole.

# Picture Puzzles

1. A rod mat starts with a whole.

Orange joined with Brown is the WHOLE

2. Let's choose orange joined with brown.

3. To make the mat, build rows below the whole.

- Each row is the *same length* as the whole.
- Rods in each row are the *same colour*.



# Picture Puzzles

1. A rod mat starts with a whole.

Orange joined with Brown is the WHOLE

2. Let's choose orange joined with brown.

3. To make the mat, build rows below the whole.

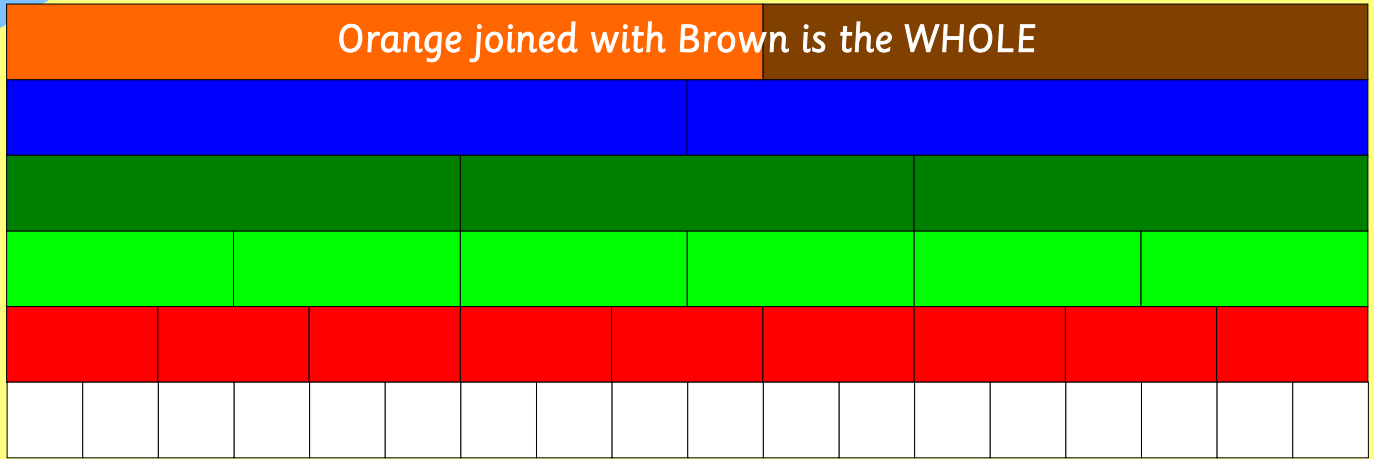
- Each row is the *same length* as the whole.
- Rods in each row are the *same colour*.

**Make the rod mat for Orange joined with Brown now.**

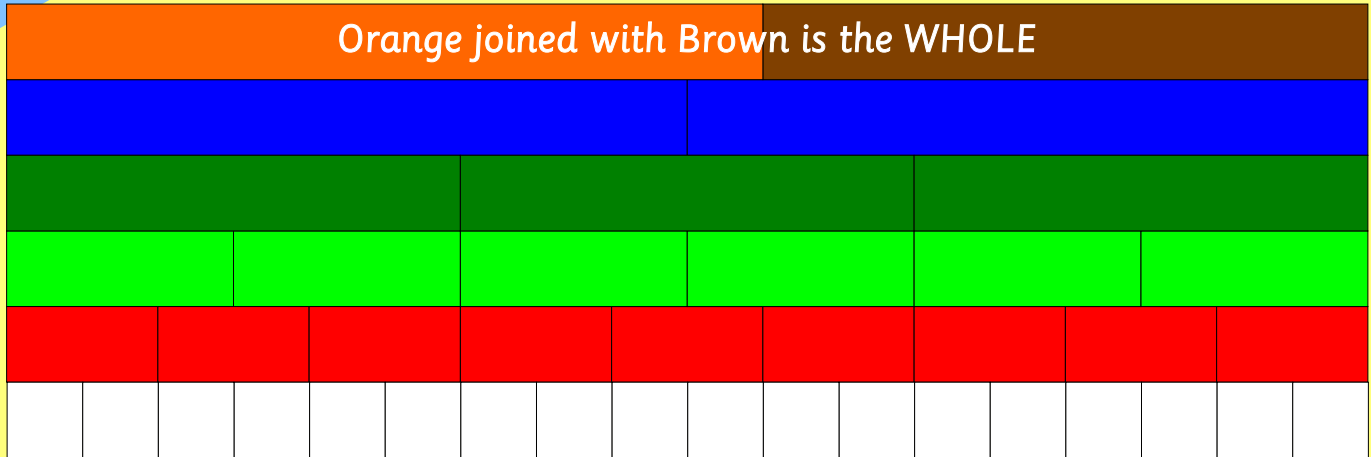
...

**Then check on the next slide.**

# Picture Puzzles

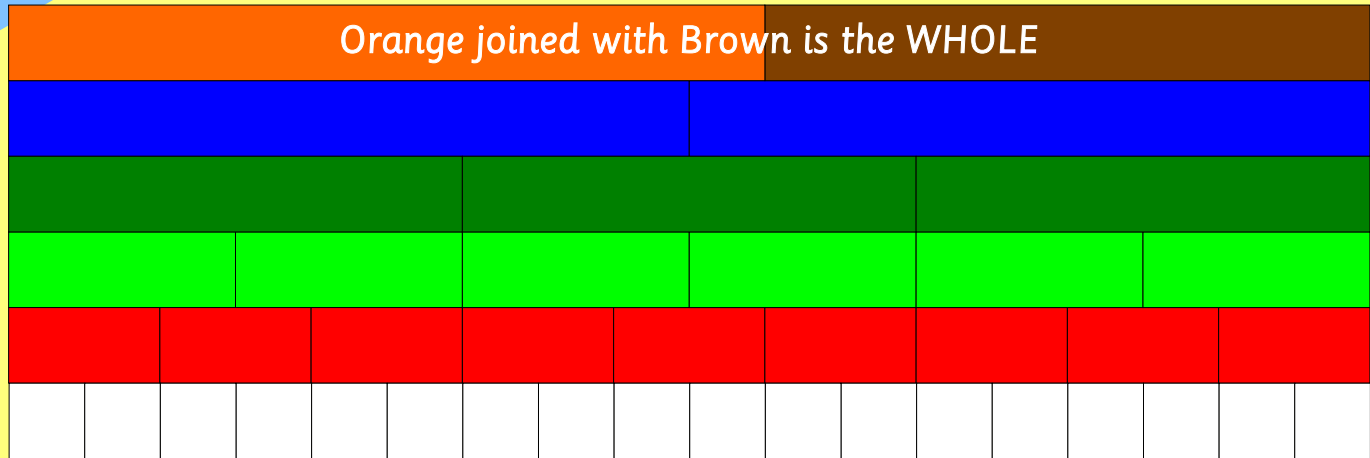


# Picture Puzzles



Orange joined with Brown is the whole.  
Each rod row shows the whole split into equal parts.  
Equal parts of a whole are called Fractions.

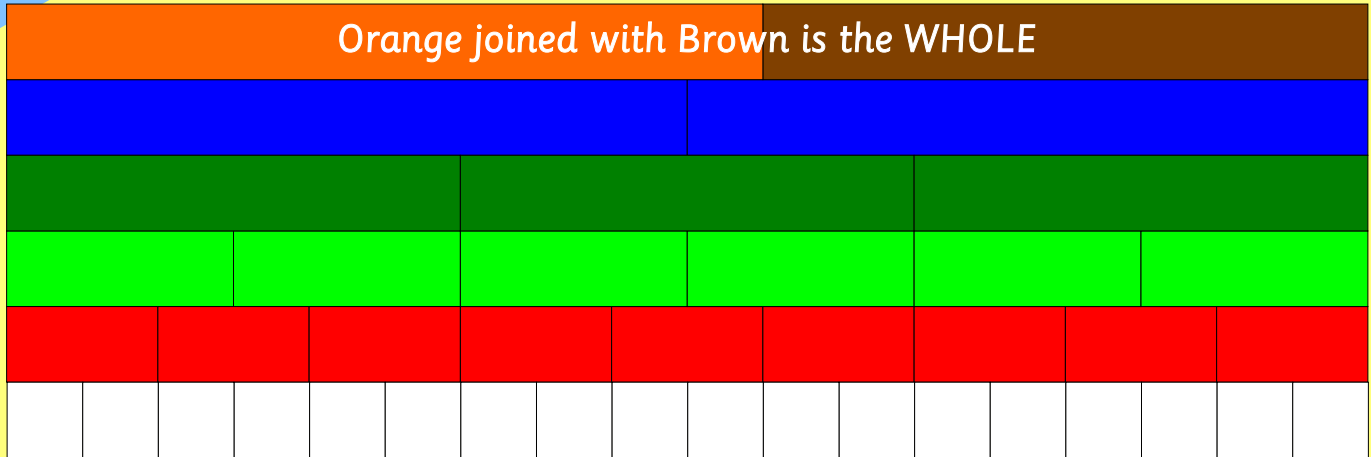
# Picture Puzzles



Orange joined with Brown is the whole.  
Each rod row shows the whole split into equal parts.  
Equal parts of a whole are called Fractions.

**Choose one rod of each colour.  
Tell each other its fraction name.  
Tell each other how you know.  
Then check with the next slides.**

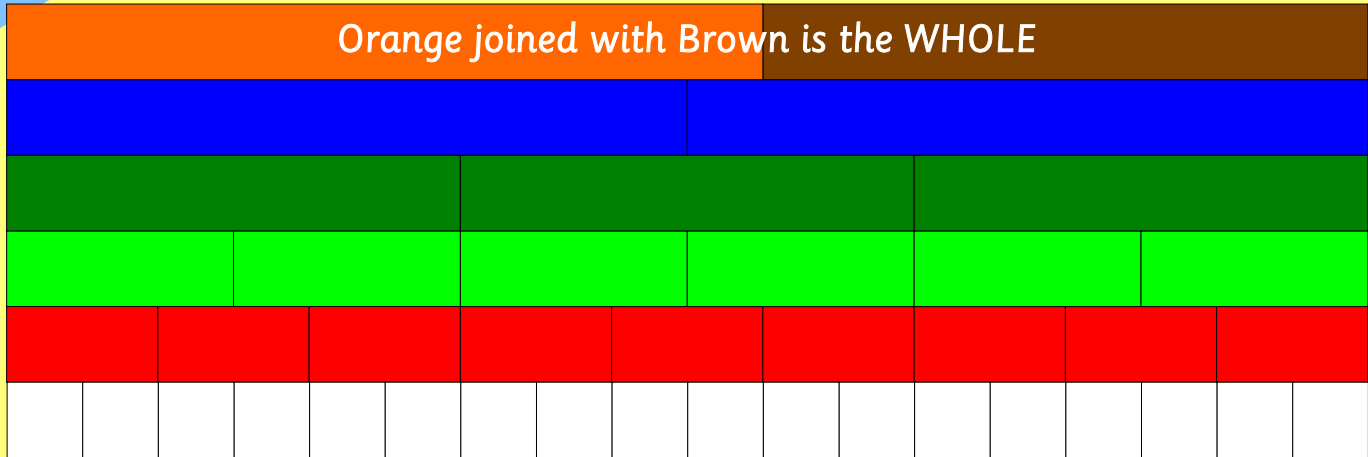
# Picture Puzzles



Pietro said:

Dark green is one third.

# Picture Puzzles



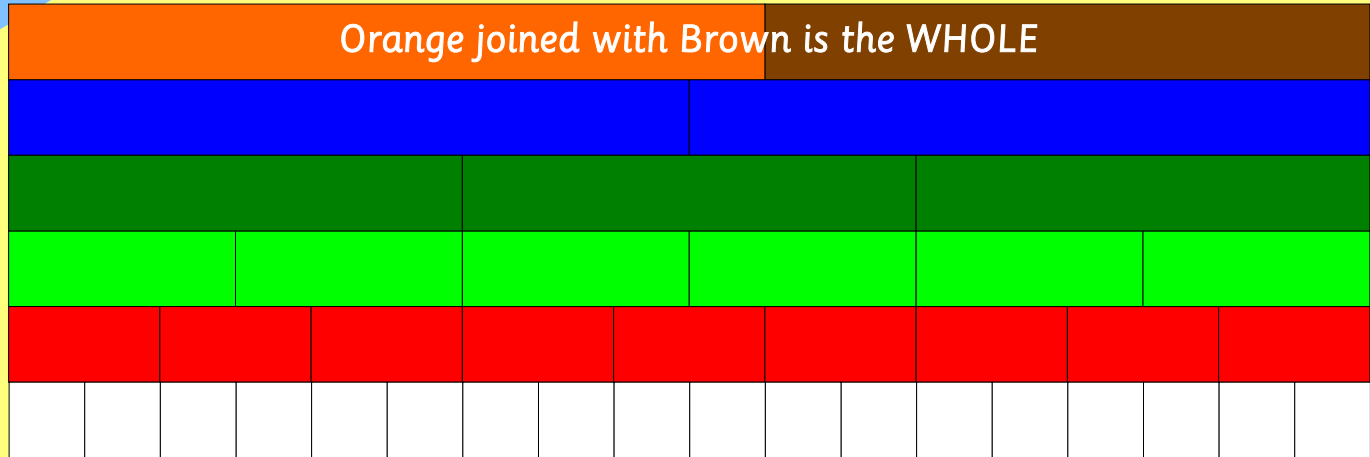
Pietro said:

Dark green is one third.

Bronwyn said:

How do you know?

# Picture Puzzles



Pietro said:

Dark green is one third.

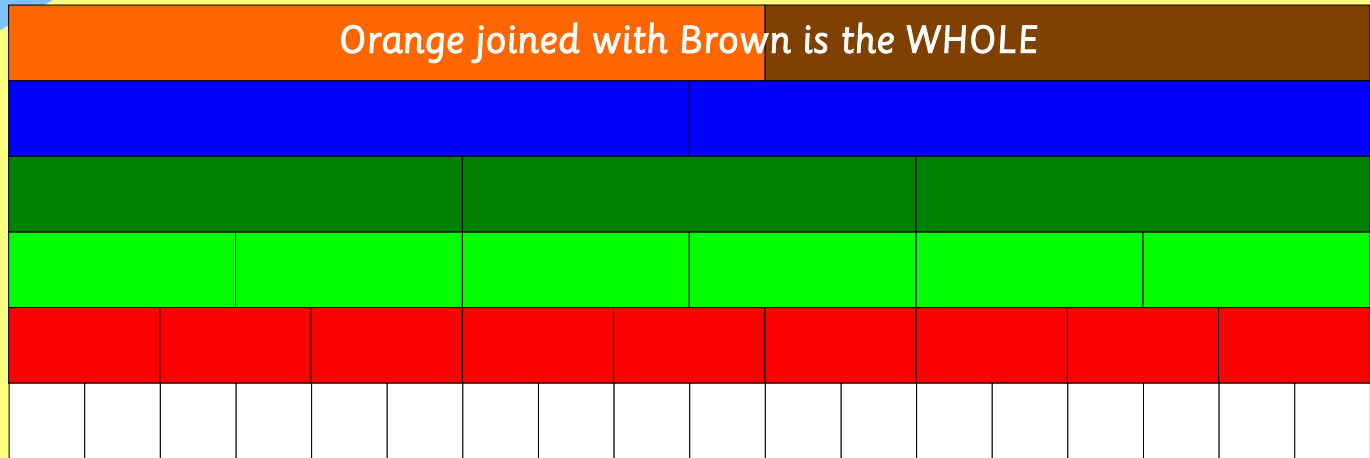
Bronwyn said:

How do you know?

Pietro answered:

I know what the whole is...

# Picture Puzzles



Pietro said:

Dark green is one third.

Bronwyn said:

How do you know?

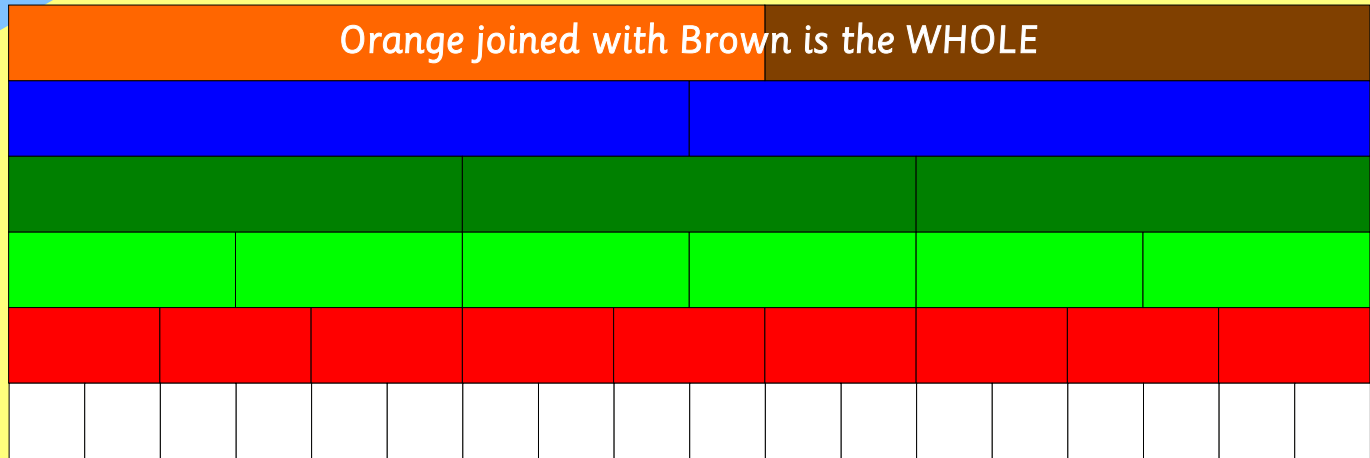
Pietro answered:

I know what the whole is.

Dark green splits the whole into equal parts...



# Picture Puzzles



Pietro said:

Dark green is one third.

Bronwyn said:

How do you know?

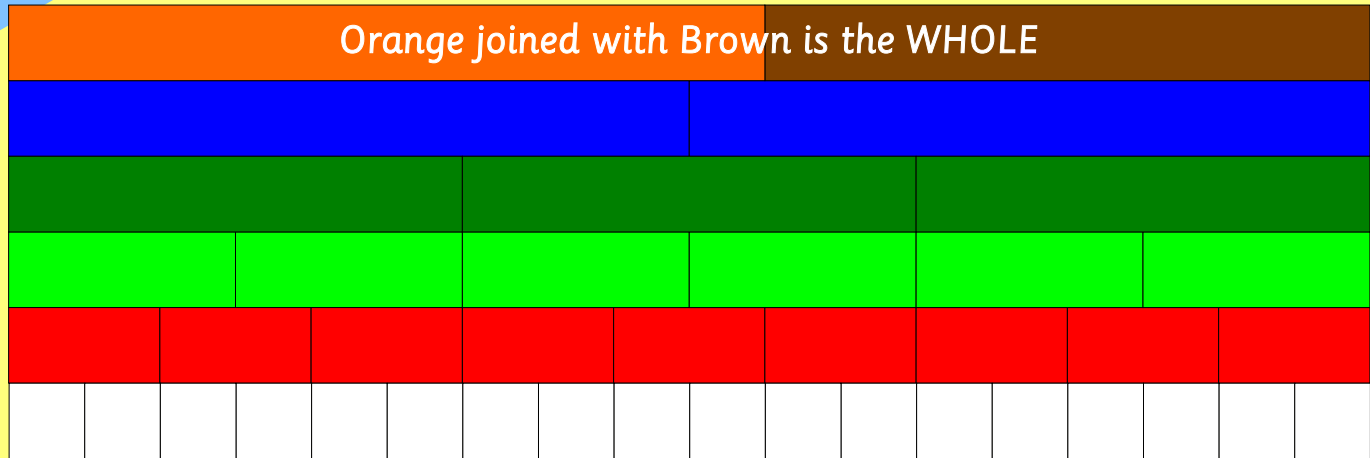
Pietro answered:

I know what the whole is.

Dark green splits the whole into equal parts.

There are three parts so I can say third...

# Picture Puzzles



Pietro said:

Dark green is one third.

Bronwyn said:

How do you know?

Pietro answered:

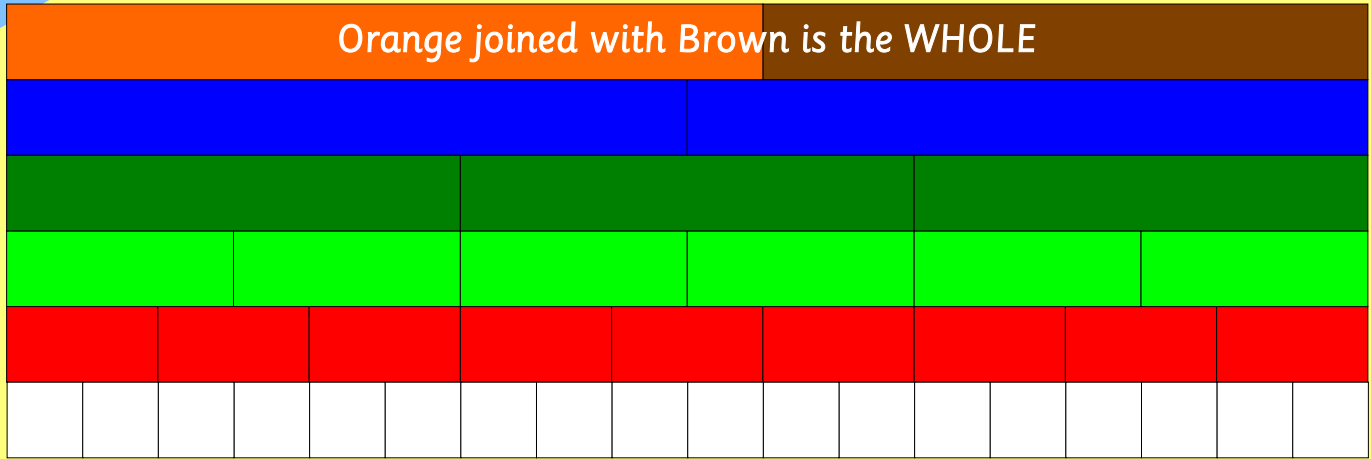
I know what the whole is.

Dark green splits the whole into equal parts.

There are three parts so I can say third.

So one dark green is one third.

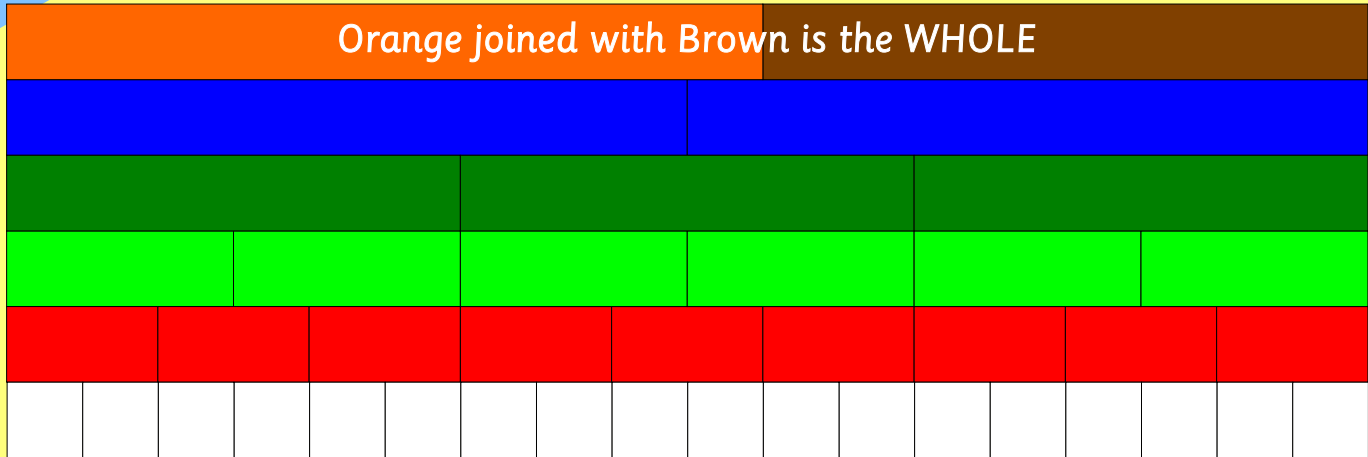
# Picture Puzzles



Bronwyn said:

Light green is one sixth.

# Picture Puzzles



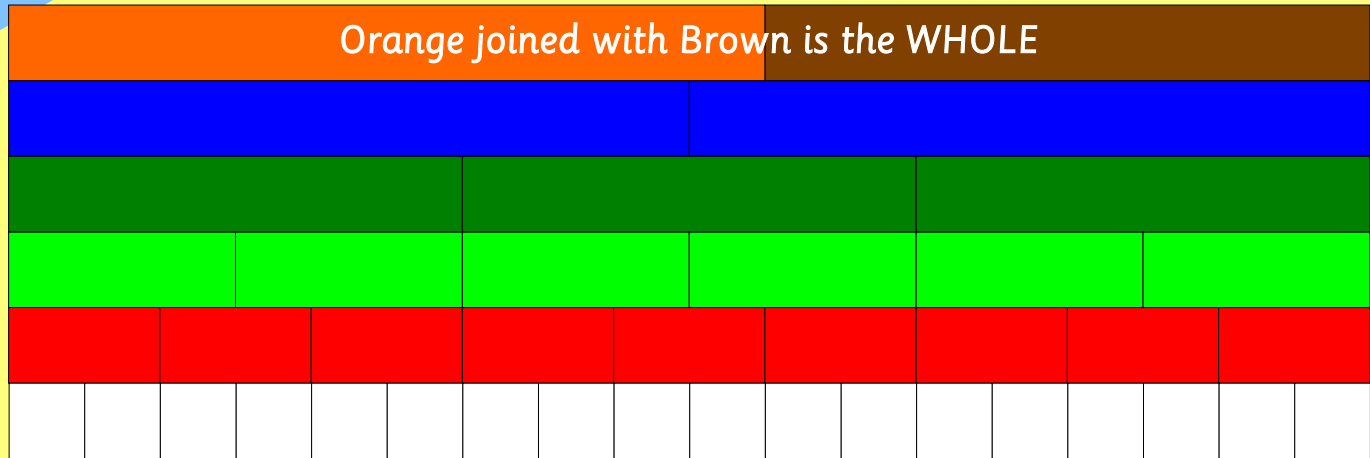
Bronwyn said:

Light green is one sixth.

Pietro said:

How do you know?

# Picture Puzzles



Bronwyn said:

Light green is one sixth.

Pietro said:

How do you know?

Bronwyn answered:

I know what the whole is.

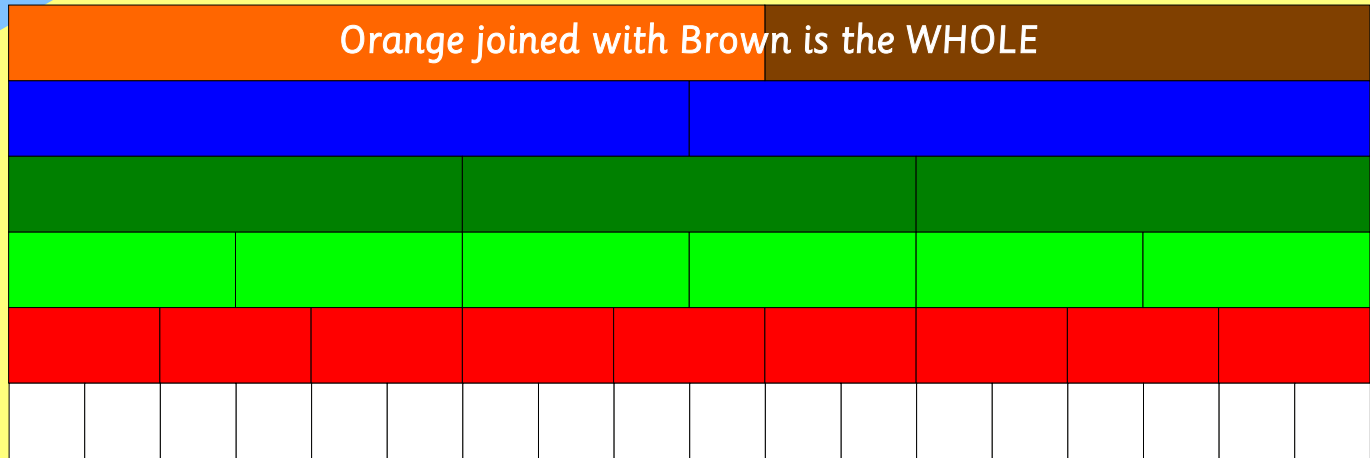
Light green splits the whole into equal parts.

There are six parts so I can say sixth.

So one light green is one sixth.

**In your journal  
write what Bronwyn and Pietro  
said about blue, red and white.**

# Picture Puzzles



In your journal explain how to find another fraction name for:

(a) one half

(b) 3 ninths

(c) 5 sixths

(d) fourteen eighteenths

(e) 1 half + 1 third

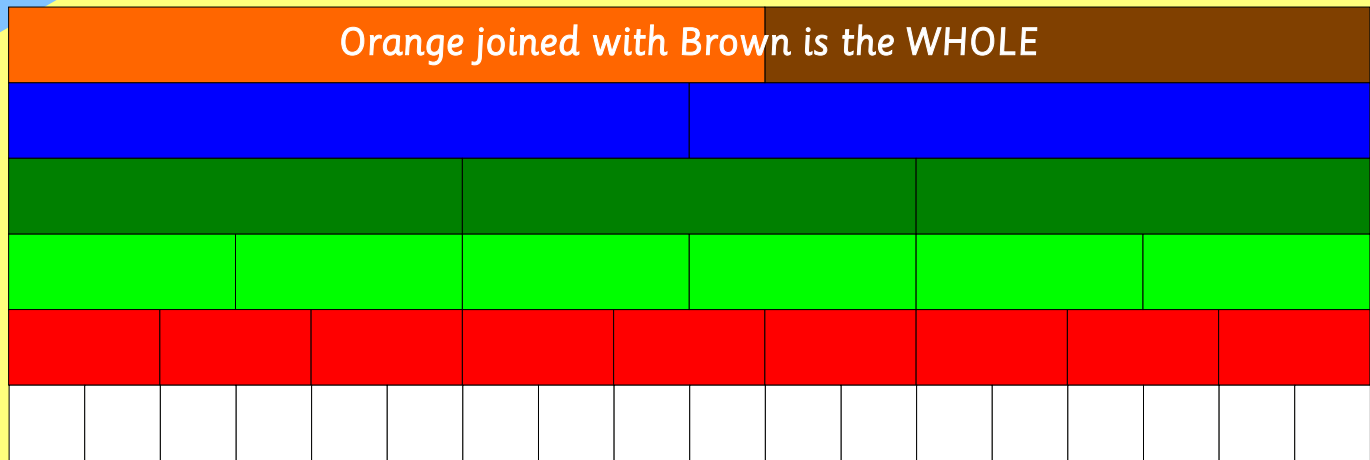
(f) 2 thirds - one ninth

(g) three eighteenths + 1 third - 1 ninth

(g) one half +  $\frac{1}{3}$  +  $\frac{1}{6}$

(h) ( $\frac{1}{2}$  of  $\frac{4}{9}$ ) + ( $\frac{1}{3}$  of  $\frac{12}{18}$ )

# Picture Puzzles



Find the simplest fraction that completes the whole  
and write an equation in your journal. Example:

Start with  $\frac{2}{9}$ . Complete with  $\frac{7}{9}$ .

$$\frac{2}{9} + \frac{7}{9} = 1$$

(a) Start with  $\frac{1}{2}$

(b) Start with  $\frac{1}{3}$

(c) Start with  $\frac{1}{6}$

(d) Start with  $\frac{1}{9}$

(e) Start with  $\frac{1}{18}$

(f) Start with  $\frac{2}{6}$

(g) Start with  $\frac{7}{9}$

(h) Start with  $\frac{7}{18}$



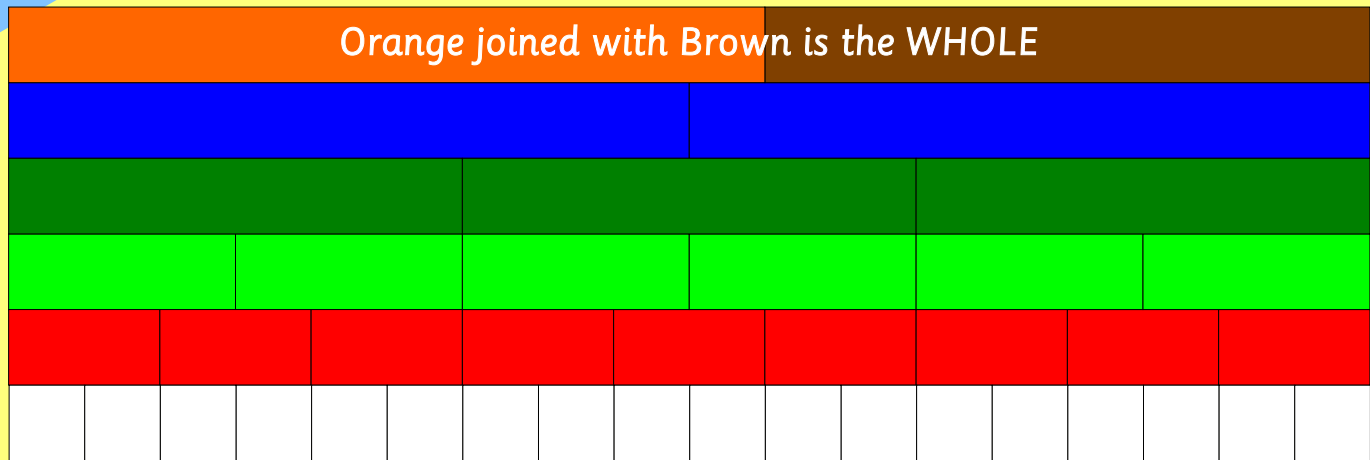
The fraction that completes the whole  
is called the **complement**  
of the starting fraction.

**Picture  
Puzzles**

**more**

**Picture  
Puzzles**

# Picture Puzzles



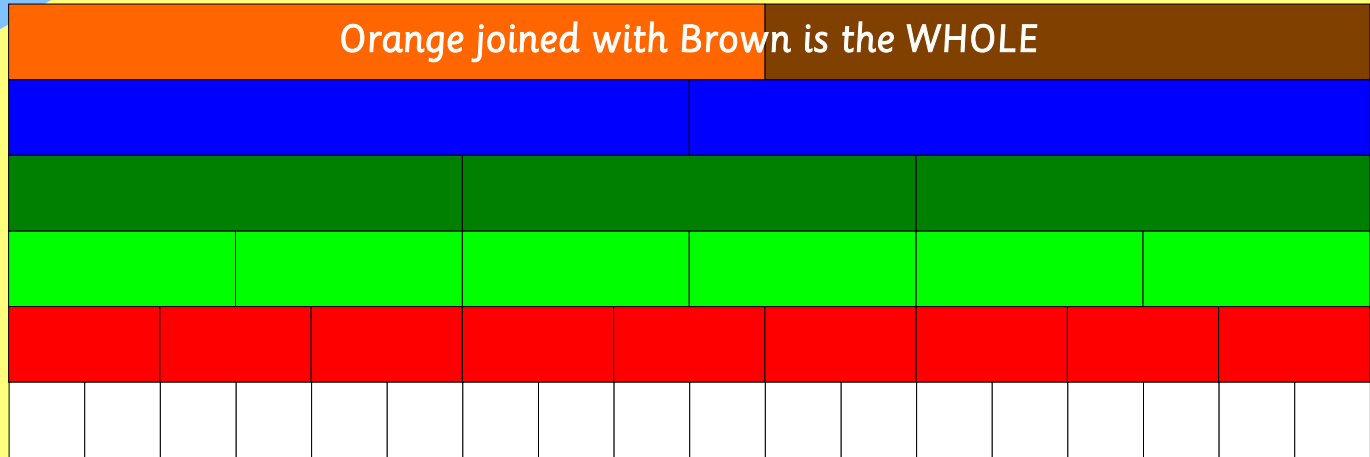
Choose any **three rods** from the mat.

Find at least one more fraction name for them.

Record your rods and an equation in your journal.

This is an example of an equation with three rods:  
**one sixth + one half + one third = 1 whole**

# Picture Puzzles

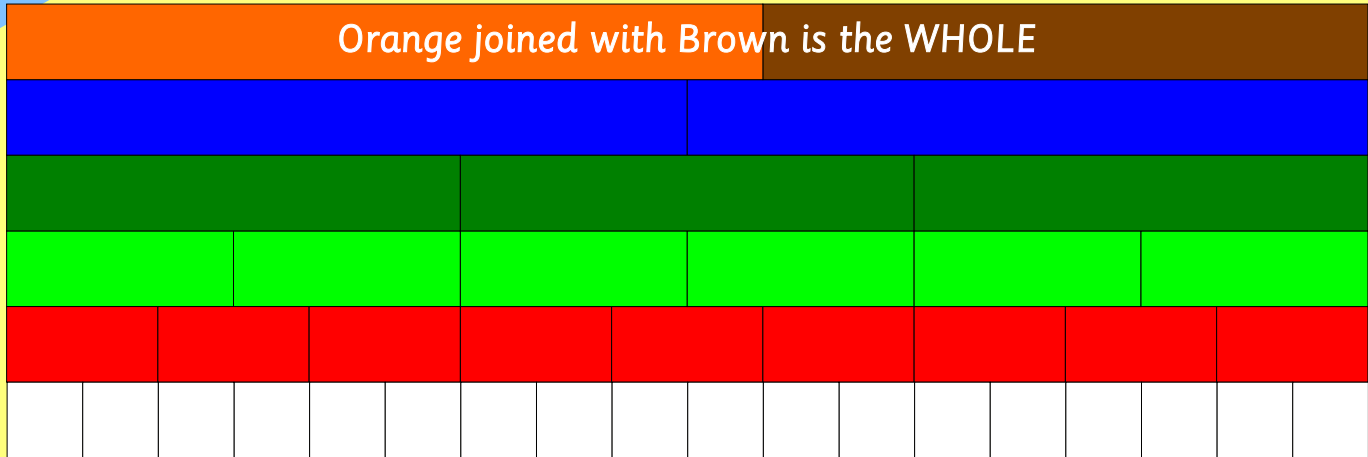


Choose any *four rods* from the mat.

Find at least one more fraction name for them.

Record your rods and an equation in your journal.

# Picture Puzzles



Go Crazy

Set a timer and both write all the equations you can.

When the time stops check each other's work.

**even more**

**Suppose you had to work out this equation.**

$$^3/4 + ^2/3 =$$

**What would you choose as your whole?**

**Explain why.**

THE END...

...OR IS IT?