

ROD MATS

**BROWN JOINED WITH BLACK IS WHOLE
(Fifteenths)**

Picture Puzzles

Creator ... Doug. Williams
Publisher ... Mathematics Centre
© Doug. Williams

COPYRIGHT AGREEMENT

With due acknowledgement to the creator, this resource may be freely used, shared, reproduced or distributed in perpetuity.

The preceding paragraph overrides any previous copyright provision in earlier versions.

Prepared for free distribution February 2025.

This resource cannot be used for commercial gain.

This Picture Puzzle is based on
... Task 202, Rod Mats
Teaching Notes
... mathematicscentre.com/picturepuzzles/teachingnotes.htm

Picture Puzzles

To Do

1. Make a Rod Mat from a whole.
2. Name the parts of the whole shown by the mat.
3. Find more than one name for some parts.
4. Create and record equations using your names.

You Need

- A set of coloured rods called Cuisenaire Rods

Picture Puzzles

1. A rod mat starts with a whole.

Picture Puzzles

1. A rod mat starts with a whole.
2. Let's choose brown joined with black.

Picture Puzzles

1. A rod mat starts with a whole.

Brown joined with Black is the WHOLE

2. Let's choose brown joined with black.

Picture Puzzles

1. A rod mat starts with a whole.

Brown joined with Black is the WHOLE

2. Let's choose brown joined with black.

3. To make the mat, build rows below the whole.

Picture Puzzles

1. A rod mat starts with a whole.

Brown joined with Black is the WHOLE

2. Let's choose brown joined with black.
3. To make the mat, build rows below the whole.
 - Each row is the *same length* as the whole.
 - Rods in each row are the *same colour*.

Picture Puzzles

1. A rod mat starts with a whole.

Brown joined with Black is the WHOLE

2. Let's choose brown joined with black.

3. To make the mat, build rows below the whole.

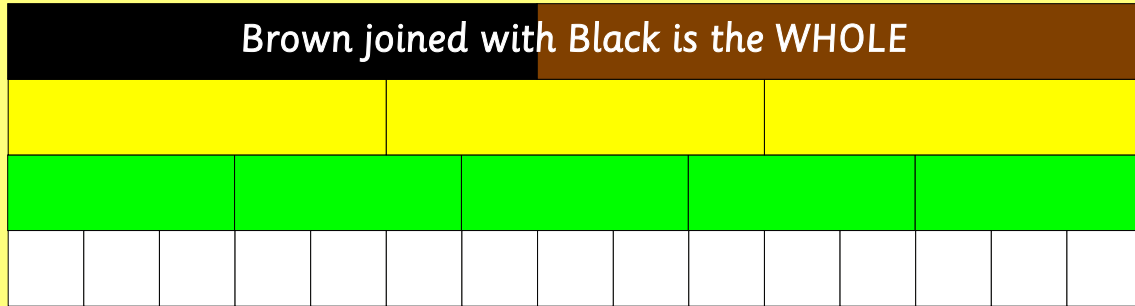
- Each row is the *same length* as the whole.
- Rods in each row are the *same colour*.

Make the rod mat for Brown joined with Black now.

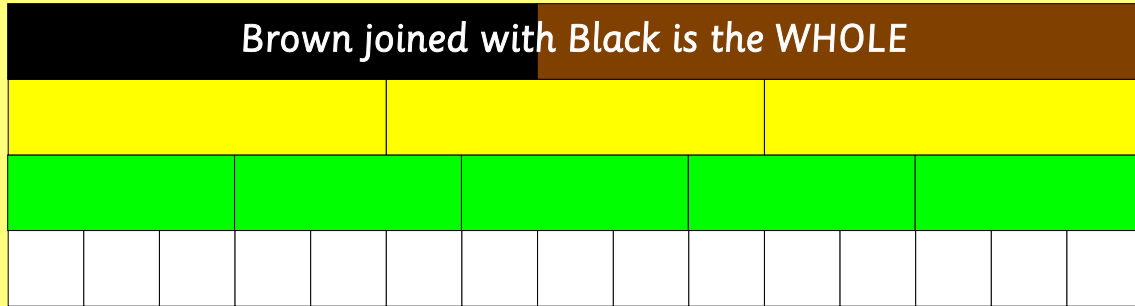
...

Then check on the next slide.

Picture Puzzles

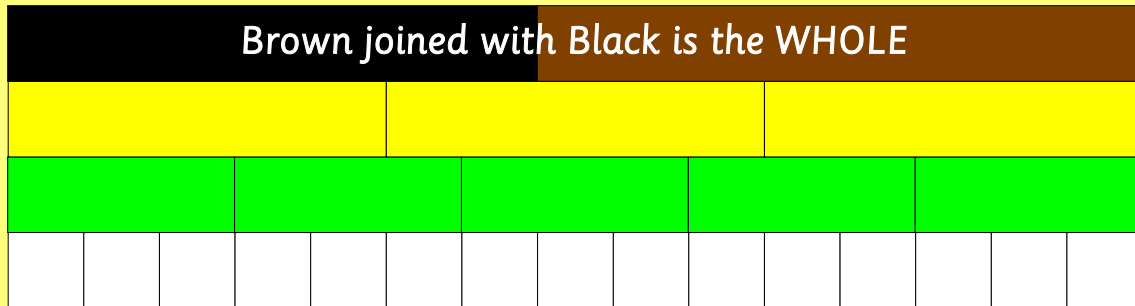


Picture Puzzles



Brown joined with Black is the whole.
Each rod row shows the whole split into equal parts.
Equal parts of a whole are called Fractions.

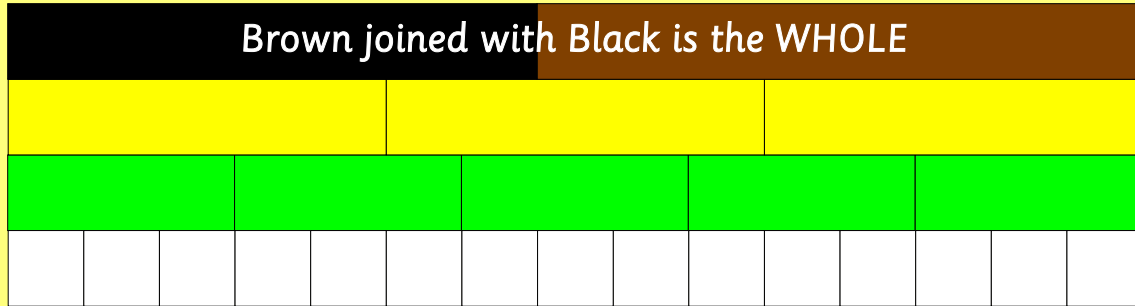
Picture Puzzles



Brown joined with Black is the whole.
Each rod row shows the whole split into equal parts.
Equal parts of a whole are called Fractions.

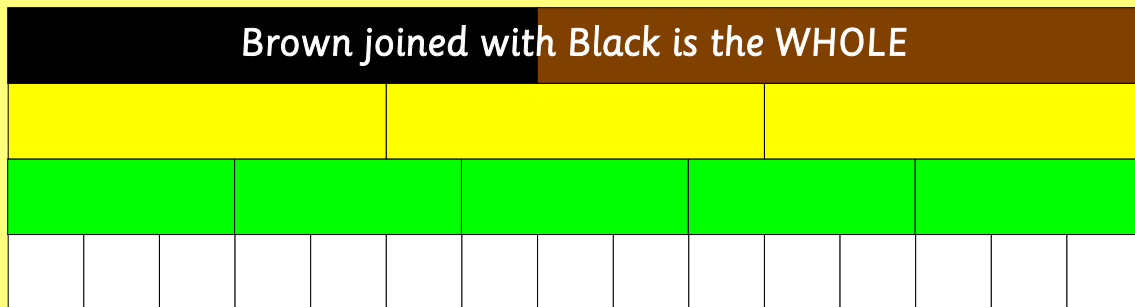
**Choose one rod of each colour.
Tell each other its fraction name.
Tell each other how you know.
Then check with the next slides.**

Picture Puzzles



Filomena said:
Light green is one fifth.

Picture Puzzles



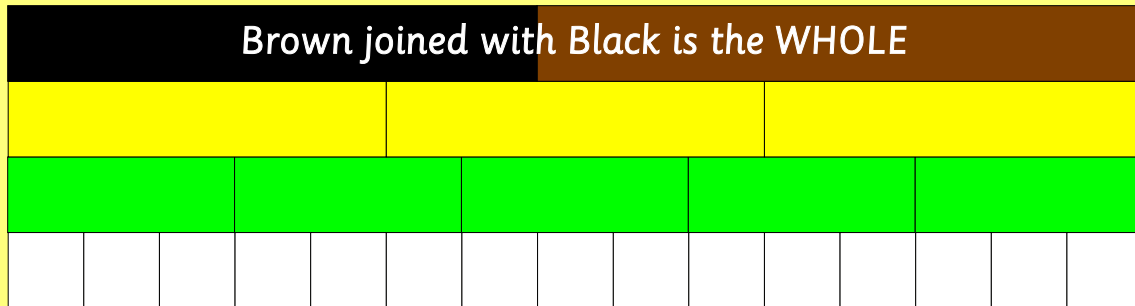
Filomena said:

Light green is one fifth.

Macario said:

How do you know?

Picture Puzzles



Filomena said:

Light green is one fifth.

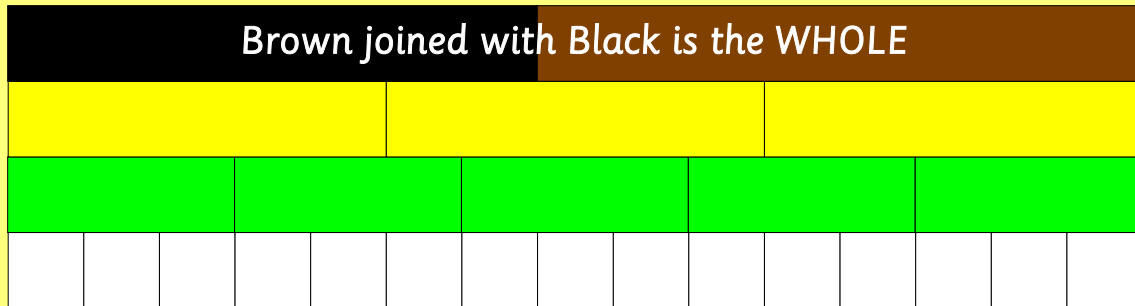
Macario said:

How do you know?

Filomena answered:

I know what the whole is...

Picture Puzzles



Filomena said:

Light green is one fifth.

Macario said:

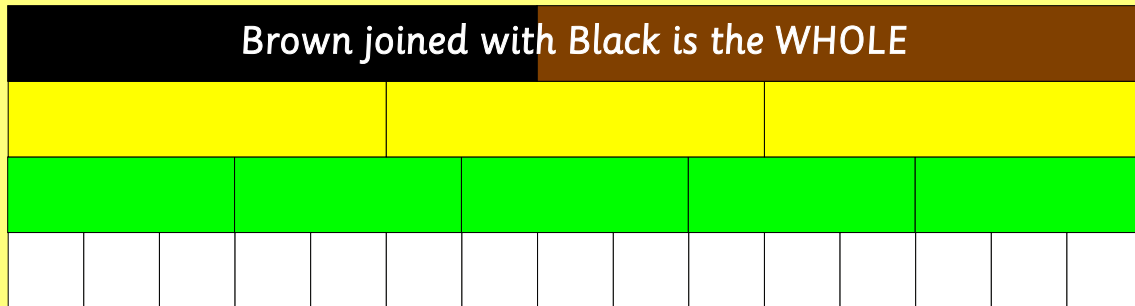
How do you know?

Filomena answered:

I know what the whole is.

Light green splits the whole into equal parts...

Picture Puzzles



Filomena said:

Light green is one fifth.

Macario said:

How do you know?

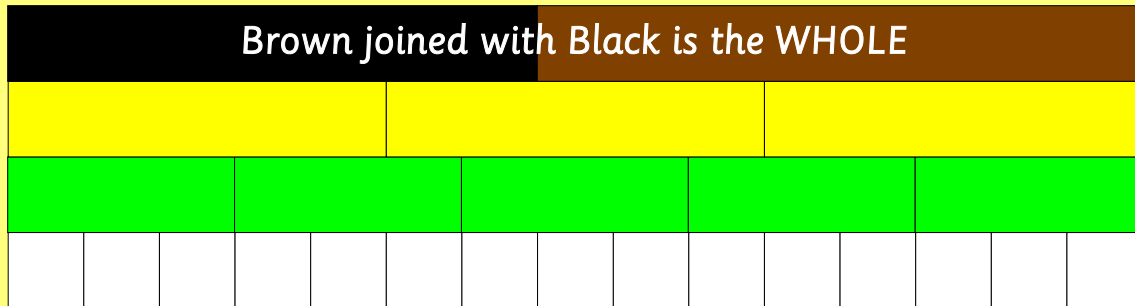
Filomena answered:

I know what the whole is.

Light green splits the whole into equal parts.

There are five parts so I can say fifth...

Picture Puzzles



Filomena said:

Light green is one fifth.

Macario said:

How do you know?

Filomena answered:

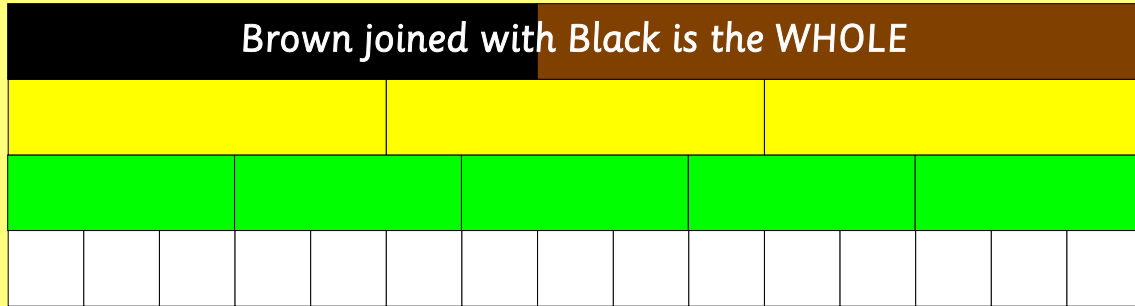
I know what the whole is.

Light green splits the whole into equal parts.

There are five parts so I can say fifth.

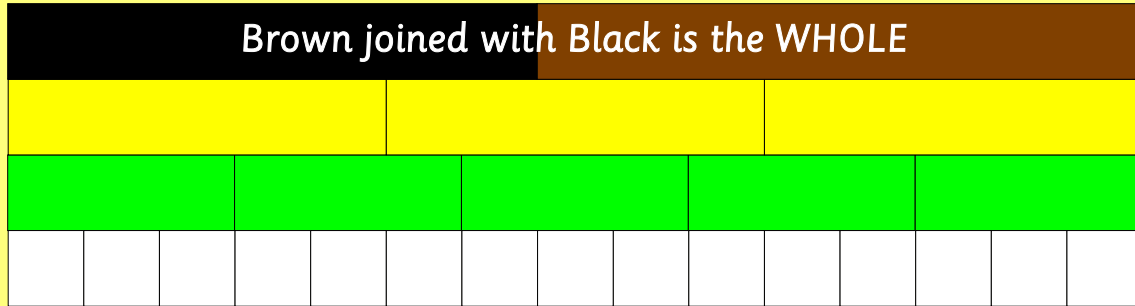
So one light green is one fifth.

Picture Puzzles



Macario said:
Yellow is one third.

Picture Puzzles



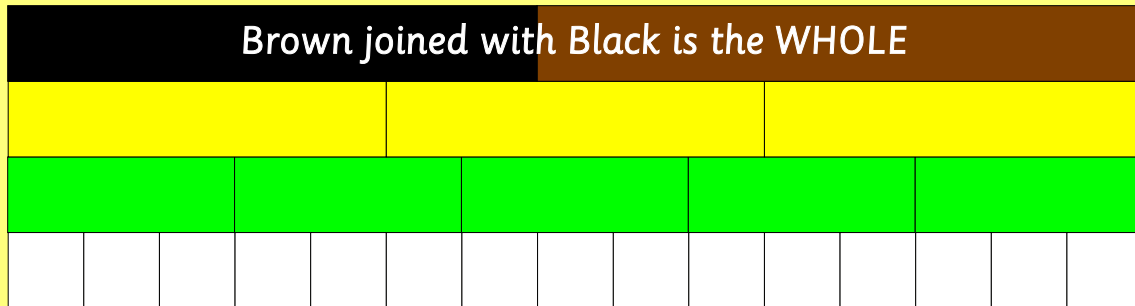
Macario said:

Yellow is one third.

Filomena said:

How do you know?

Picture Puzzles



Macario said:

Yellow is one third.

Filomena said:

How do you know?

Macario answered:

I know what the whole is.

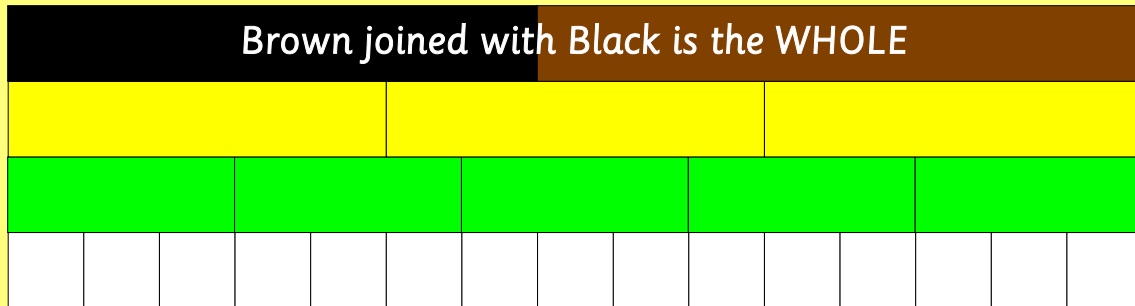
Yellow splits the whole into equal parts.

There are three parts so I can say third.

So one yellow is one third.

**In your journal
write what Macario and Filomena
said about white.**

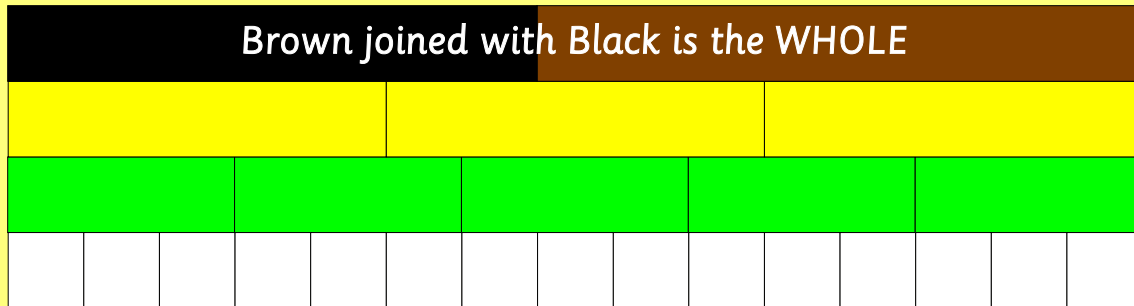
Picture Puzzles



In your journal explain how to find another fraction name for:

- (a) one third
- (b) 3 fifths
- (c) twelve fifteenths
- (d) 1 fifth + 2 fifths
- (e) 1 fifth + 1 third
- (f) one fifteenth + 1 third - 1 fifth
- (g) $(2 \times \text{one third}) + \frac{2}{5}$
- (h) $\frac{1}{2}$ of $\frac{2}{3}$

Picture Puzzles



Find the simplest fraction that completes the whole and write an equation in your journal. Example:

Start with $\frac{2}{3}$. Complete with $\frac{1}{3}$.

$$\frac{2}{3} + \frac{1}{3} = 1$$

- (a) Start with $\frac{1}{3}$
- (b) Start with $\frac{1}{5}$
- (c) Start with $\frac{1}{15}$
- (d) Start with $\frac{3}{5}$
- (e) Start with $\frac{5}{15}$
- (f) Start with $\frac{8}{15}$

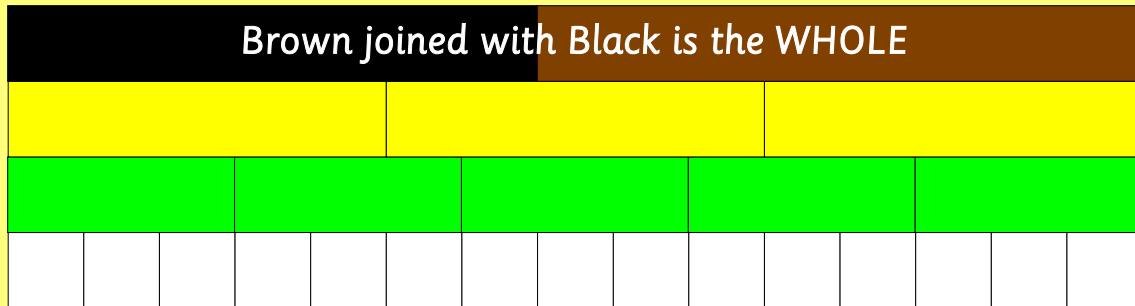
The fraction that completes the whole
is called the **complement**
of the starting fraction.

**Picture
Puzzles**

more

**Picture
Puzzles**

Picture Puzzles



Choose any *three rods* from the mat.

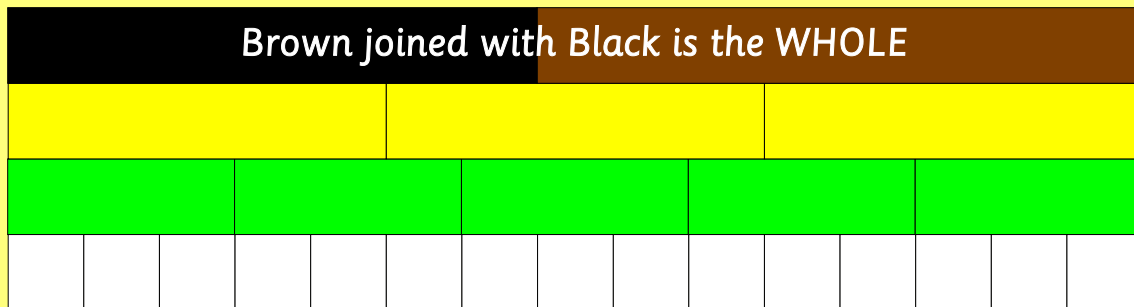
Find at least one more fraction name for them.

Record your rods and an equation in your journal.

This is an example of an equation with three rods:

$$\text{one fifteenth} + \text{one third} - \text{one fifth} = 1 \text{ fifth}$$

Picture Puzzles

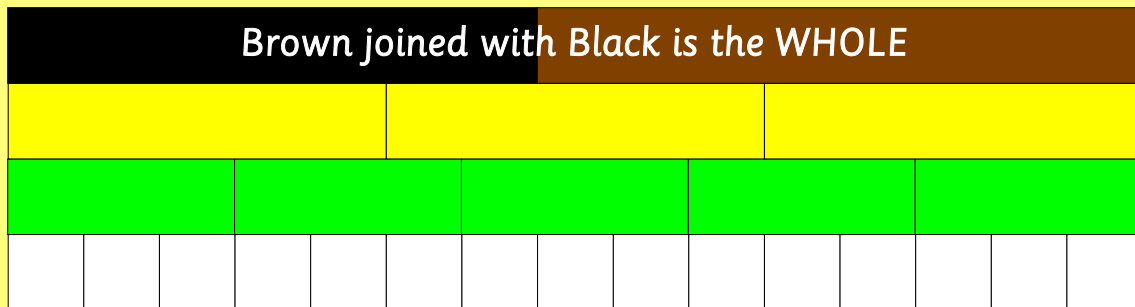


Choose any *four rods* from the mat.

Find at least one more fraction name for them.

Record your rods and an equation in your journal.

Picture Puzzles



Go Crazy

Set a timer and both write all the equations you can.

When the time stops check each other's work.

even more

Suppose you had to work out this equation.

$$\frac{1}{5} + \frac{3}{4} =$$

What would you choose as your whole?

Explain why.

THE END...

...OR IS IT?