

Times Tables Torture

4 times & 8 times

Picture Puzzles

Creator ... Doug. Williams
Publisher ... Mathematics Centre
© Doug. Williams

COPYRIGHT AGREEMENT

With due acknowledgement to the creator, this resource may be freely used, shared, reproduced or distributed in perpetuity.

The preceding paragraph overrides any previous copyright provision in earlier versions.

Prepared for free distribution February 2025.

This resource cannot be used for commercial gain.



This Picture Puzzle is based on
... Times Tables Torture from Calculating Changes
Teaching Notes
... mathematicscentre.com/picturepuzzles/teachingnotes.htm

Picture Puzzles

To Do

1. Time yourself to know the number of yellow plugs in a times tables picture.
2. Remember more times tables facts.


You Need

- Your own timer that counts in seconds
- Recording sheet - one each

Picture Puzzles

This is an example of a times tables picture.

10 x 7




You will have to calculate the number of yellow plugs before the time runs out.

Picture Puzzles

The answer to this one is $10 \times 7 = 70$.

10×7



70



When you
start you will
only write
the answer on
your sheet.

Talk about the ways you can know it's 70.

How It Works

1. One person is the Player. One person is the Timer.
2. Agree on the number of seconds the Player is given to see each times tables picture.
3. Timer says *Go!* and shows the first slide.
4. Player writes the answer or puts /.
5. Timer says *Next!* and changes the slide.
6. Player writes the answer or puts /.
7. Keep going until you reach the *Stop!* sign.

Picture Puzzles


READY...

SET...

GO!


Picture Puzzles

4 x 1




Picture Puzzles

8 x 7




Picture Puzzles

2 x 4




Picture Puzzles

4 x 3




Picture Puzzles

4 x 4




Picture Puzzles

1 x 8




Picture Puzzles

4 x 5




Picture Puzzles

6 x 4




Picture Puzzles

7 x 4




Picture Puzzles

8 x 4




Picture Puzzles

8 x 2




Picture Puzzles

9 x 4




Picture Puzzles

10 x 4




8 x 1




Picture Puzzles

8 x 10




Picture Puzzles

2 x 8




Picture Puzzles

3 x 8




Picture Puzzles

5 x 8




Picture Puzzles

8 x 3



Picture Puzzles

8 x 5





- Relax for a moment...
- Swap jobs.
- There are more slides coming up for Player 2.


READY...

SET...

GO!


Picture Puzzles

3 x 4




Picture Puzzles

6 x 8




Picture Puzzles

1 x 4




Picture Puzzles

8 x 6




Picture Puzzles

7 x 8




Picture Puzzles

4 x 3




Picture Puzzles

8 x 9




Picture Puzzles

8 x 7




Picture Puzzles

8 x 8




Picture Puzzles

7 x 4




Picture Puzzles

9 x 8




Picture Puzzles

10 x 8




Picture Puzzles

4 x 7




Picture Puzzles

4 x 8




Picture Puzzles

8 x 10




Picture Puzzles

4 x 2




Picture Puzzles

5 x 4




Picture Puzzles

4 x 6




Picture Puzzles

4 x 9



Picture Puzzles

4 x 10





- Relax for a moment...
- Go back to the start. Check all answers together.
- For your slides write 2 ways to know the answer.

**Picture
Puzzles**

more

**Picture
Puzzles**

Picture Puzzles

**Choose from 2, 3, 4, 5, 6, 7, 8, 9 and find
3 ways to make each number by multiplying.**

Example: ... $2 \times 2 \times 3 = 12$... $3 \times 4 = 12$... $2 \times 6 = 12$

18

60

144

Write your ways in your journal.

THE END...

...OR IS IT?