

Informe del Probador de Estrategias

AdmiralMarkets-Demo (Build 3559)

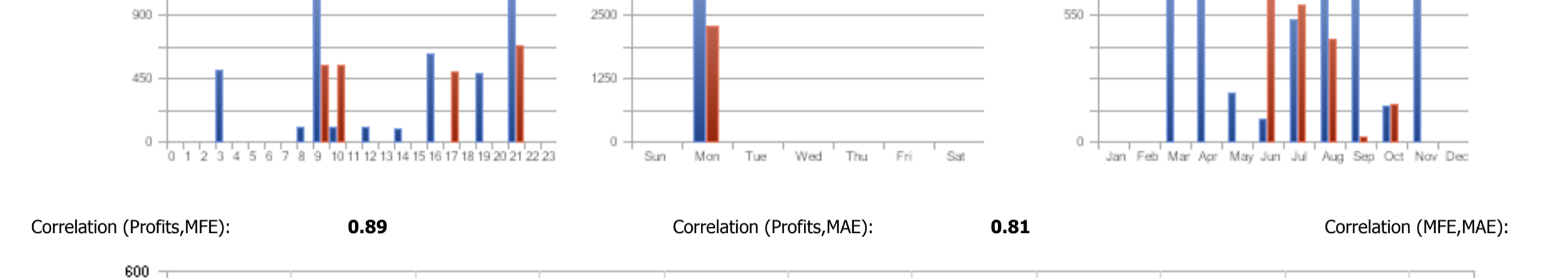
Configuración

Experto: **Baby One BB1**
 Símbolo: **EURUSD**
 Período: **Weekly (2021.01.01 - 2022.12.30)**
 Parámetros de entrada: **Inp_element_961155===== Risk Per Trade % ===**
Inp_element_980060=true
Inp_element_962653=2.0
Inp_element_875620===== Fixed Lot ===
Inp_element_869616=false
Inp_element_889504=0.10
Inp_element_6116877===== TRADE ===
Inp_element_6118035=0.1
Inp_element_6106882=2
Inp_element_6110776=57575
Inp_element_6115363=Comment
Inp_element_7400956===== Stochastic Signal ===
Inp_element_7412347=true
Inp_element_7388977=false
Inp_element_7393349=false
Inp_element_7394140=5
Inp_element_7394136=3
Inp_element_7398339=3
Inp_element_7407110=0
Inp_element_7334837===== MACD Signal ===
Inp_element_7337882=true
Inp_element_7337098=false
Inp_element_7354706=false
Inp_element_7339018=12
Inp_element_7328338=26
Inp_element_7328371=9
Inp_element_7234228===== Moving Averages Signal ===
Inp_element_7245532=true
Inp_element_7246778=false
Inp_element_7239204=false
Inp_element_7233372=0
Inp_element_7234249=14
Inp_element_7235028=28
Inp_element_7176611===== Engulfing Candle Signal ===
Inp_element_7175371=false
Inp_element_7181091=false
Inp_element_5465299===== Min Volumes Filter ===
Inp_element_5478093=true
Inp_element_5466501=500
Inp_element_5424148===== Max Spread Filter ===
Inp_element_5433150=true
Inp_element_5419557=50
Inp_element_5379977===== Max Trades Per Bar Filter ===
Inp_element_5394913=true
Inp_element_5379387=1
Inp_element_5388185=1
Inp_element_5373826=1
Inp_element_5343185===== Max Trades Filter ===
Inp_element_5353704=true
Inp_element_5353969=1
Inp_element_5333629=1
Inp_element_5330247=1
Inp_element_5835083===== Trailing Stop ===
Inp_element_3839707=true
Inp_element_3852941=500
Inp_element_3836117=100
Inp_element_3804119===== Break Even ===
Inp_element_3828028=true
Inp_element_3814239=300
Inp_element_3801455=100
Inp_element_3721723===== SL & TP Points ===
Inp_element_3725106=true
Inp_element_3730913=500
Inp_element_3720226=500
Inp_element_2895127===== Profit & Loss % ===
Inp_element_2877829=true
Inp_element_2867452=10.0
Inp_element_2893804=10.0
Inp_element_2896877=100.0
Inp_element_2869546=100.0
Inp_element_2881269=100.0
Inp_element_2896655=100.0
Inp_element_2825826===== Close Daily ===
Inp_element_2823854=true
Inp_element_2836529=21:00
 Empresa: **Admiral Markets Group AS**
 Divisa: **beneficio en pips**
 Depósito inicial: **25 000.00**
 Apalancamiento: **1:500**


Resultados

Calidad del historial: 100%	Ticks: 32941108	Símbolos: 1
Barras: 104	Reducción absoluta del balance: 992.79	Reducción absoluta de la equidad: 1 186.79
Beneficio Neto: 2 650.43	Reducción máxima del balance: 992.79 (3.97%)	Reducción máxima de la equidad: 1 396.79 (5.54%)
Beneficio Bruto: 4 918.40	Reducción relativa del balance: 3.97% (992.79)	Reducción relativa de la equidad: 5.54% (1 396.79)
Pérdidas Brutas: -2 267.97	Beneficio Esperado: 115.24	Nivel de margen: 12253.50%
Factor de Beneficio: 2.17	Ratio de Sharpe: 4.04	Z-Score: -0.12 (9.55%)
Factor de Recuperación: 1.90	LR Correlation: 0.91	Resultado de OnTester: 0
AHPRR: 1.0045 (0.45%)	LR Standard Error: 536.32	
GHPRR: 1.0044 (0.44%)		

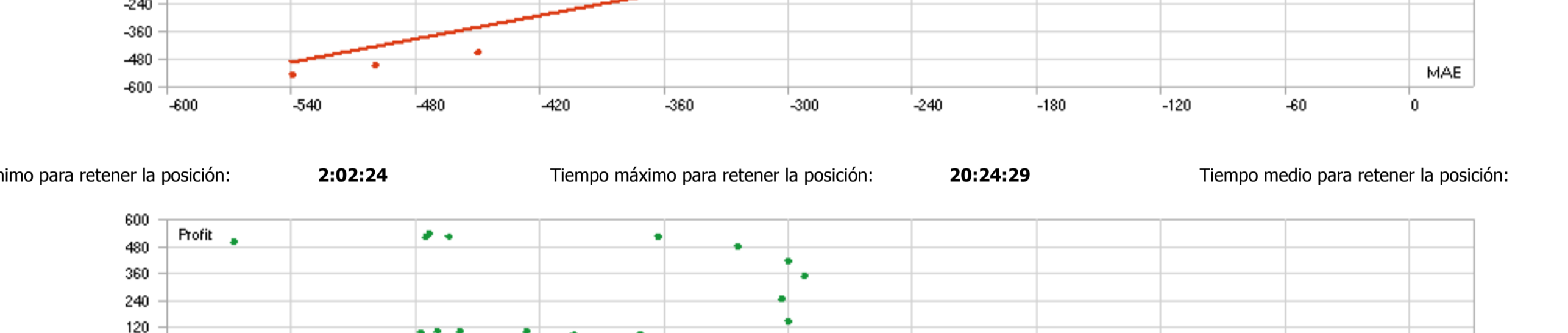
Total de operaciones ejecutadas: 23	Posiciones cortas (% rentables): 23 (69.57%)	Posiciones largas (% rentables): 0 (0.00%)
Total de transacciones: 46	Posiciones rentables (% del total): 16 (69.57%)	Posiciones no rentables (% del total): 7 (30.43%)
	La transacción rentable: 540.00	La transacción no rentable: -541.08
	Promedio de transacción rentable: 307.40	Promedio de transacción no rentable: -32.00
	El número máximo de ganancias consecutivas (\$): 10 (3 016.32)	El número máximo de pérdidas consecutivas (\$): 3 (-520.88)
	El máximo de beneficio consecutivo (número de ganancias): 3 016.32 (10)	El máximo de pérdidas consecutivas (número de pérdidas): -541.08 (1)
	Promedio de ganancias consecutivas: 3	Promedio de pérdidas consecutivas: 1



Correlacion (Profits,MFE): **0.89** Correlacion (Profits,MAE): **0.81** Correlacion (MFE,MAE): **0.7613**



Tiempo mínimo para retener la posición: **2:02:24** Tiempo máximo para retener la posición: **20:24:29** Tiempo medio para retener la posición: **13:52:26**



Órdenes

Hora de apertura	Orden	Símbolo	Tipo	Volumen	Precio	S / L	T / P	Fecha/Hora	Estado	Comentario
2021.06.21 01:01:33	2	EURUSD	sell	1 / 1	0.00000			2021.06.21 01:01:33	filled	Comment
2021.06.21 17:08:42	3	EURUSD	buy	1 / 1	0.00000			2021.06.21 17:08:42	filled	sl 1.19191
2021.06.28 01:07:15	4	EURUSD	sell	0.98 / 0.98	0.00000	0.98 / 0.98		2021.06.28 01:07:15	filled	Comment
2021.06.28 16:15:33	5	EURUSD	buy	0.98 / 0.98	0.00000	0.98 / 0.98		2021.06.28 16:15:33	filled	sl 1.19261
2021.07.05 01:34:06	6	EURUSD	sell	0.98 / 0.98	0.00000	0.98 / 0.98		2021.07.05 01:34:06	filled	Comment
2021.07.05 21:00:08	7	EURUSD	buy	0.98 / 0.98	0.00000	0.98 / 0.98		2021.07.05 21:00:08	filled	Comment
2021.08.23 01:12:44	8	EURUSD	sell	0.98 / 0.98	0.00000	0.98 / 0.98		2021.08.23 01:12:44	filled	Comment
2021.08.23 21:00:14	9	EURUSD	buy	0.98 / 0.98	0.00000	0.98 / 0.98		2021.08.23 21:00:14	filled	Comment
2021.09.20 01:36:11	10	EURUSD	sell	0.96 / 0.96	0.00000	0.96 / 0.96		2021.09.20 01:36:11	filled	Comment
2021.09.20 21:00:06	11	EURUSD	buy	0.96 / 0.96	0.00000	0.96 / 0.96		2021.09.20 21:00:06	filled	Comment
2021.09.27 01:00:21	12	EURUSD	sell	0.96 / 0.96	0.00000	0.96 / 0.96		2021.09.27 01:00:21	filled	Comment
2021.09.27 14:00:37	13	EURUSD	buy	0.96 / 0.96	0.00000	0.96 / 0.96		2021.09.27 14:00:37	filled	sl 1.17094
2021.10.04 01:09:28	14	EURUSD	sell	0.97 / 0.97	0.00000	0.97 / 0.97		2021.10.04 01:09:28	filled	Comment
2021.10.04 21:00:11	15	EURUSD	buy	0.97 / 0.97	0.00000	0.97 / 0.97		2021.10.04 21:00:11	filled	Comment
2021.10.11 01:07:22	16	EURUSD	sell	0.96 / 0.96	0.00000	0.96 / 0.96		2021.10.11 01:07:22	filled	Comment
2021.10.11 21:00:01	17	EURUSD	buy	0.96 / 0.96	0.00000	0.96 / 0.96		2021.10.11 21:00:01	filled	Comment
2021.11.15 01:09:03	18	EURUSD	sell	0.97 / 0.97	0.00000	0.97 / 0.97		2021.11.15 01:09:03	filled	Comment
2021.11.15 19:24:28	19	EURUSD	buy	0.97 / 0.97	0.00000	0.97 / 0.97		2021.11.15 19:24:28	filled	tp 1.13935
2021.11.22 01:06:35	20	EURUSD	sell	0.99 / 0.99	0.00000	0.99 / 0.99		2021.11.22 01:06:35	filled	Comment
2021.11.22 21:00:01	21	EURUSD	buy	0.99 / 0.99	0.00000	0.99 / 0.99		2021.11.22 21:00:01	filled	Comment
2022.03.07 01:00:35	22	EURUSD	sell	1 / 1	0.00000			2022.03.07 01:00:35	filled	Comment
2022.03.07 03:02:59	23	EURUSD	buy	1 / 1	0.00000			2022.03.07 03:02:59	filled	tp 1.08610
2022.03.14 00:25:48	24	EURUSD	sell	1.02 / 1.02	0.00000	1.02 / 1.02		2022.03.14 00:25:48	filled	Comment
2022.03.14 08:30:13	25	EURUSD	buy	1.02 / 1.02	0.00000	1.02 / 1.02		2022.03.14 08:30:13	filled	sl 1.09232
2022.03.21 00:35:31	26	EURUSD	sell	1.03 / 1.03	0.00000	1.03 / 1.03		2022.03.21 00:35:31	filled	Comment
2022.03.21 21:00:00	27	EURUSD	buy	1.03 / 1.03	0.00000	1.03 / 1.03		2022.03.21 21:00:00	filled	Comment
2022.04.18 01:19:01	28	EURUSD	sell	1.04 / 1.04	0.00000	1.04 / 1.04		2022.04.18 01:19:01	filled	Comment
2022.04.18 21:00:08	29	EURUSD	buy	1.04 / 1.04	0.00000	1.04 / 1.04		2022.04.18 21:00:08	filled	Comment
2022.04.25 00:59:52	30	EURUSD	sell	1.05 / 1.05	0.00000	1.05 / 1.05		2022.04.25 00:59:52	filled	Comment
2022.04.25 09:13:39	31	EURUSD	buy	1.05 / 1.05	0.00000	1.05 / 1.05		2022.04.25 09:13:39	filled	tp 1.07556
2022.05.02 01:18:16	32	EURUSD	sell	1.07 / 1.07	0.00000	1.07 / 1.07		2022.05.02 01:18:16	filled	Comment
2022.05.02 09:54:43	33	EURUSD	buy	1.07 / 1.07	0.00000	1.07 / 1.07		2022.05.02 09:54:43	filled	sl 1.05337
2022.05.09 01:19:51	34	EURUSD	sell	1.08 / 1.08	0.00000	1.08 / 1.08		2022.05.09 01:19:51	filled	Comment
2022.05.09 10:39:56	35	EURUSD	buy	1.08 / 1.08	0.00000	1.08 / 1.08		2022.05.09 10:39:56	filled	sl 1.05285
2022.06.20 01:03:21	36	EURUSD	sell	1.08 / 1.08	0.00000	1.08 / 1.08		2022.06.20 01:03:21	filled	Comment
2022.06.20 09:07:37	37	EURUSD	buy	1.08 / 1.08	0.00000	1.08 / 1.08		2022.06.20 09:07:37	filled	sl 1.05326
2022.07.11 00:53:53	38	EURUSD	sell	1.06 / 1.06	0.00000	1.06 / 1.06		2022.07.11 00:53:53	filled	Comment
2022.07.11 09:52:17	39	EURUSD	buy	1.06 / 1.06	0.00000	1.06 / 1.06		2022.07.11 09:52:17	filled	tp 1.01312
2022.07.18 00:43:48	40	EURUSD	sell	1.08 / 1.08	0.00000	1.08 / 1.08		2022.07.18 00:43:48	filled	Comment
2022.07.18 10:08:36	41	EURUSD	buy	1.08 / 1.08	0.00000	1.08 / 1.08		2022.07.18 10:08:36	filled	sl 1.01327
2022.08.22 01:07:29	42	EURUSD	sell	1.06 / 1.06	0.00000	1.06 / 1.06		2022.08.22 01:07:29	filled	Comment
2022.08.22 16:50:27	43	EURUSD	buy	1.06 / 1.06	0.00000	1.06 / 1.06		2022.08.22 16:50:27	filled	tp 0.99830
2022.08.29 00:45:28	44	EURUSD	sell	1.08 / 1.08	0.00000	1.08 / 1.08		2022.08.29 00:45:28	filled	Comment
2022.08.29 12:14:26	45	EURUSD	buy	1.08 / 1.08	0.00000	1.08 / 1.08		2022.08.29 12:14:26	filled	sl 0.99522
2022.09.05 00:44:00	46	EURUSD	sell	1.08 / 1.08	0.00000	1.08 / 1.08		2022.09.05 00:44:00	filled	Comment
2022.09.05 09:02:38	47	EURUSD	buy	1.08 / 1.08	0.00000	1.08 / 1.08		2022.09.05 09:02:38	filled	tp 0.98795

Transacciones

Fecha/Hora	Transacción	Símbolo	Tipo	Dirección	Volumen	Precio	Orden	Comisión	Swap	Beneficio	Balance	Comentario
2021.01.01 00:00:00	1	EURUSD	balance					0.00	0.00	25 000.00	25 000.00	
2021.06.21 01:01:33	2	EURUSD	sell	in	1	1.18691	2	0.00	0.00	0.00	25 000.00	Comment
2021.06.21 17:08:42	3	EURUSD	buy	out	1	1.19192	3	0.00	0.00	-501.00	24 499.00	sl 1.19191
2021.06.28 01:07:15	4	EURUSD	sell	in	0.98	1.19361	4	0.00	0.00	0.00	24 499.00	Comment
2021.06.28 16:15:33	5	EURUSD	buy	out	0.98	1.19262	5	0.00	0.00	97.02	24 596.02	sl 1.19261
2021.07.05 01:34:06	6	EURUSD	sell	in	0.98	1.18630	6	0.00	0.00	-50.96	24 545.06	Comment
2021.07.05 21:00:08	7	EURUSD	buy	out	0.98	1.18362	7	0.00	0.00	0.00	24 545.06	Comment
2021.08.23 01:12:44	8	EURUSD	sell	in	0.98	1.16983	8	0.00	0.00	0.00	24 545.06	Comment
2021.08.23 21:00:14	9	EURUSD	buy	out	0.98	1.17439	9	0.00	0.00	-446.88	24 098.18	Comment
2021.09.20 01:36:11	10	EURUSD	sell	in	0.96	1.17240	10	0.00	0.00	0.00	24 098.18	Comment
2021.09.20 21:00:06	11	EURUSD	buy	out	0.96	1.17264	11	0.00	0.00	-23.04	24 075.14	Comment
2021.09.27 01:00:21	12	EURUSD	sell	in	0.96	1.17194	12	0.00	0.00	0.00	24 075.14	Comment
2021.09.27 14:00:37	13	EURUSD	buy	out	0.96	1.17094	13	0.00	0.00	96.00	24 171.14	sl 1.17094
2021.10.04 01:09:28	14	EURUSD	sell	in	0.97	1.16034	14	0.00	0.00	0.00	24 171.14	Comment
2021.10.04 21:00:11	15	EURUSD	buy	out	0.97	1.16203	15	0.00	0.00	-163.93	24 007.21	Comment
2021.10.11 01:07:22	16	EURUSD	sell	in	0.96	1.15742	16	0.00</				