

# Product sheet



RX<sup>3</sup> LEGRAND

MCB RX3 4500A 4 pole 16A curve C

REF. 419741 | EAN. 3414970369345

No price to display

> [Visit e-catalogue](#)

## Product characteristics

- Breaking capacity 4500A according to IEC 60898 - 1 standard for household installations. Tripping threshold in case of short-circuit between 80A and 160A (C curve between 5 In and 10 In)
- Can be supplied either by copper cable or prong busbar (top side or bottom side).
- Protected against solid bodies larger than 12,5mm ("fingerproof") : IP20 according to IEC/EN 60529 standard. Maximum level of limitation of the let through energy (energy limitation class 3 according to IEC 60898 - 1 standard).
- This device complies with substance-restriction requirements and has been designed in an environmentally conscious process.

## Recommendations / Restrictions

- This product should be installed in compliance with installation rules, preferably by a qualified electrician. Incorrect installation and/or incorrect use can lead to risk of electric shock or fire. Before carrying out the installation, read the instructions and take account of the product's specific mounting location. Do not open up, dismantle, alter or modify the device except where specifically required to do so by the instructions. All Legrand products must be opened and repaired exclusively by personnel trained and approved by Legrand. Any unauthorised opening or repair completely cancels all liabilities and the rights to replacement and guarantees. Use only Legrand brand accessories.

<b>Built-in depth</b>	44 mm	<b>Additional equipment possible</b>	No
<b>Release characteristic</b>	C	<b>Width in number of modular spacings</b>	4
<b>Number of poles (total)</b>	4	<b>Degree of protection (IP)</b>	IP20
<b>Number of protected poles</b>	4	<b>Explosion-proof</b>	No
<b>Rated current</b>	16 A	<b>Width</b>	71.2 mm
<b>Rated voltage</b>	400 V	<b>Height</b>	88.8 mm
<b>Rated insulation voltage Ui</b>	400 V	<b>Depth</b>	77.3 mm
<b>Rated impulse withstand voltage Uimp</b>	4 kV	<b>Degree of impact strength (IK)</b>	IK04
<b>Rated short-circuit breaking capacity Icn according to EN 60898 at 230 V</b>	6 kA	<b>Storage temperature</b>	-25-60 °C
<b>Voltage type</b>	AC	<b>Nominal voltage</b>	360-440 V
<b>Rated short-circuit breaking capacity Icn according to EN 60898 at 400 V</b>	4.5 kA	<b>Electric supplying direction</b>	By the top or bottom

Rated short-circuit breaking capacity Icu according to IEC 60947-2 at 230 V	6 kA
Rated short-circuit breaking capacity Icu according to IEC 60947-2 at 400 V	4.5 kA
Frequency	50-60 Hz
Current limiting class	3
Flush-mounted installation	Yes
Concurrently switching neutral conductor	Yes
Pollution degree	2

Terminal marking indication	No
Colour	Grey
RAL-number	7035
Halogen free	Yes
Connection type	Screwed terminal , Busbar and cable
Label space/information surface	No
Mounting method	DIN rail


## Documentation

### TECHNICAL DOCUMENTATION

 F01911FR-00.pdf | PDF (0.39Mo)

 F01911EN-01.pdf | PDF (0.38Mo)

### CAD & Design specs / BIM


 419738.dwg | DWG (0.22Mo)

### CATALOGUE PAGE & OTHERS


 ex223001\_0053.pdf | PDF (0.09Mo)

### Agreements & Certificates

 CEBEC-20022 | (0.75Mo)

 OC / CB-SE-113126 | (0.81Mo)

 VDE-40044433 | (0.68Mo)

 VDE-40042042 | (0.5Mo)

 PEP\_LGRP-00698-V02.01-EN\_LG-419840.pdf | PDF (0.81Mo)