

Product sheet



RX³ LEGRAND

MCB RX3 4500A 1 pole 32A curve C

REF. 419667 | EAN. 3414970368386

[> Visit e-catalogue](#)

Product characteristics

- Breaking capacity 4500A according to IEC 60898 - 1 standard for household installations. Tripping threshold in case of short-circuit between 160A and 320A (C curve between 5 In and 10 In)
- Can be supplied either by copper cable or prong busbar (top side or bottom side).
- Protected against solid bodies larger than 12,5mm ("fingerproof") : IP20 according to IEC/EN 60529 standard. Maximum level of limitation of the let through energy (energy limitation class 3 according to IEC 60898 - 1 standard).
- This device complies with substance-restriction requirements and has been designed in an environmentally conscious process.

Recommendation / Restriction

- This product should be installed in compliance with installation rules, preferably by a qualified electrician. Incorrect installation and/or incorrect use can lead to risk of electric shock or fire. Before carrying out the installation, read the instructions and take account of the product's specific mounting location. Do not open up, dismantle, alter or modify the device except where specifically required to do so by the instructions. All Legrand products must be opened and repaired exclusively by personnel trained and approved by Legrand. Any unauthorised opening or repair completely cancels all liabilities and the rights to replacement and guarantees. Use only Legrand brand accessories.

Technical characteristics

Built-in depth	44 mm
Release characteristic	C
Number of poles (total)	1
Number of protected poles	1
Rated current	32 A
Rated voltage	230 V
Rated insulation voltage Ui	400 V
Rated impulse withstand voltage Uimp	4 kV
Rated short-circuit breaking capacity Icn according to EN 60898 at 230 V	4.5 kA



Width in number of modular spacings	1
Degree of protection (IP)	IP20
Explosion-proof	No
Width	17.8 mm
Height	88.8 mm
Depth	77.3 mm
Degree of impact strength (IK)	IK04
Storage temperature	-25-60 °C
Nominal voltage	210-440 V
Electric supplying direction	By the top or bottom

Voltage type	AC
Rated short-circuit breaking capacity Icu according to IEC 60947-2 at 230 V	4.5 kA
Frequency	50-60 Hz
Current limiting class	3
Flush-mounted installation	Yes
Concurrently switching neutral conductor	No
Pollution degree	2
Additional equipment possible	No

Terminal marking indication	No
Colour	Grey
RAL-number	7035
Halogen free	Yes
Connection type	Screwed terminal , Busbar and cable
Label space/information surface	No
Mounting method	DIN rail

Documentation

TECHNICAL DOCUMENTATION

-  F01911FR-00.pdf | PDF (0.39Mo)
-  F01911EN-01.pdf | PDF (0.38Mo)





CAD & Design specs / BIM

-  419661.dwg | DWG (0.15Mo)

CATALOGUE PAGE & OTHERS

-  ex223001_0053.pdf | PDF (0.09Mo)

Agreements & Certificates

-  OC / CB-SE-113126 | (0.81Mo)
-  VDE-40044433 | (0.68Mo)
-  VDE-40042042 | (0.5Mo)
-  PEP_LGRP-00698-V02.01-EN_LG-419840.pdf | PDF (0.81Mo)