



# ThermoWave™

Potable hot water expansion tanks



## Features

- High-grade butyl diaphragm
- Virgin polypropylene liner
- Dual layer polyurethane paint finish
- Patented stainless steel water connection
- Leak-free O-ring sealed air valve
- Replaceable tank feet
- Comprehensive testing
- Maintenance-free



*Certifications may vary by model. Check with your GWS sales representative for more detailed information.*

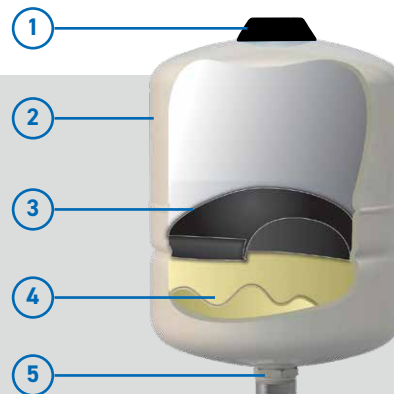
ThermoWave™ expansion tanks are specially designed for use in potable water heating applications.

Many homes and buildings have potable water heating systems to provide hot water for washing, cooking, showering, etc. As the water is heated it also expands. This expansion leads to increased system pressure and can cause serious damage. In most systems a relief valve is installed to vent the expanded water volume and prevent the system from exceeding maximum operating pressure. Unfortunately, this creates wasted energy as hot water is vented and additional water must be filled and heated again. In order to safely accommodate the natural expansion of water without venting from a relief valve, a ThermoWave expansion tank is used. ThermoWave expansion tanks conserve water and energy while safely maintaining system operating pressures. They do so by temporarily absorbing the expanded water volume instead of allowing it to be vented out of a relief valve.

As ThermoWave expansion tanks use water chambers constructed from high-grade butyl diaphragms and virgin polypropylene liners, they ensure your potable water remains clean and safe. They are quality tested at several stages on the production line to ensure the structural integrity of every tank and represent the best value for the investment and are the best quality expansion tanks available today.

### Construction of ThermoWave™ tank

1. Leak-free O-ring sealed air valve
2. Dual layer polyurethane paint finish
3. High-grade butyl diaphragm
4. Virgin polypropylene liner
5. Patented stainless steel water connection



## Models

Model Number	Connection	Nominal Volume		Dimensions (mm)			Gross Weight [kg]
		Liters	Gallons	A	B	C	
<b>Inline</b>							
TWB-2LX*	¾" BSPT	2	0.5	206	126	-	13.8
TWB-4LX	¾" BSPT	4	1.1	258	162	-	1.6
TWB-8LX	¾" BSPT	8	2.1	310	202	-	2.3
TWB-12LX	¾" BSPT	12	3.2	364	230	-	3.1
TWB-18LX	¾" BSPT	18	4.8	364	279	-	4.0
TWB-24LX	¾" BSPT	24	6.3	444	290	-	5.3
TWB-35LX	¾" BSPT	35	9.2	478	318	-	7.1
<b>Horizontal</b>							
TWB-12LH	¾" BSPT	12	3.2	364	260	133	3.6
TWB-18LH**	¾" BSPT	18	4.8	364	294	155	4.4
TWB-24LH**	¾" BSPT	24	6.3	444	306	161	5.6
TWB-35LH**	¾" BSPT	35	9.2	478	338	179	8.0
TWB-60LH	¾" BSPT	60	15.9	527	408	214	11.5
<b>Vertical</b>							
TWB-60LV	¾" BSPT	60	15.9	575	398	63	11.6

\* TWB-2LX: 12 pcs/ box

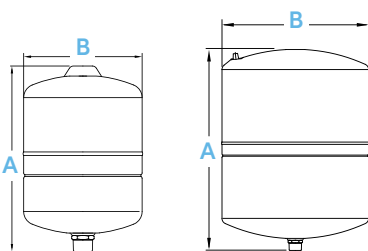
Note: Minor dimensional variations may occur.

\*\* Can be wall mounted – mounting template included

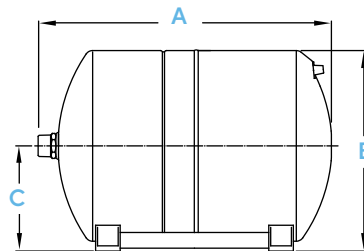
## Specifications

Product Series Name	ThermoWave™
Nominal Volumes	2 - 60 L / 0.5 - 15.9 gal
Min. Operating Temperature	-10°C / 14°F
Max. Operating Temperature	90°C / 194°F
Max. Operating Pressure	10 bar   150 psi
Factory Pre-charge	1.9 bar   28 psi

**Inline Models**



**Horizontal Models**



**Vertical Models**

