

PLANSTONE → »» DUO



Altura 26mm

Height 26mm



Textura pedra

Stone texture



Gel coat sanitário antibacteriano ISO NPG

ISO NPG Antibacterial sanitary gel coat



Materiais naturais

Natural materials



Antideslizante

Anti-slip



Sem poros e homogéneo

Compact and homogeneous composition



Grelha lacada à cor da base

(grelha lacada pode diferir ligeiramente)

Lacquered drain cover same color as shower tray

(the color of the lacquered drain cover may differ slightly)



Instalação acima ou ao nível do solo

Installation above or at ground level



Inc. válvula 265x64mm com sifão duplo

(débito água sob 15mm :60L/m)

Inc. 265x64mm drain valve with double siphon

(water flow under 15mm: 60L/m)



100% impermeável não requer membrana isoladora

100% waterproof not require an insulating membrane



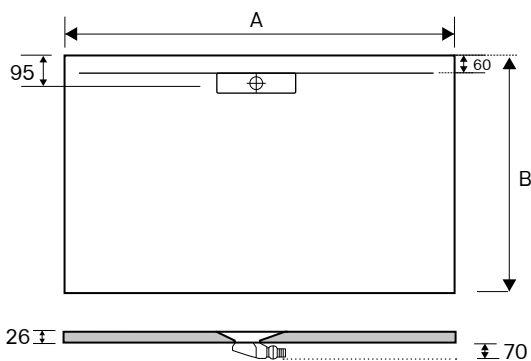
Recorte, corte em angulo ou desbaste

Cutting, angle cutting or roughing



Corte simples

Simple cut



MANUTENÇÃO:


Evitar contacto com lacas, removedor de verniz, dissolventes orgânicos, cigarros acesos ou outros produtos corrosivos.
Não limpar com esfregões abrasivos, apenas com água, sabão e uma pano macio.

NORMA: NP EN 14527:2006 + A1 (2013).

Determinação resistência ao escorregamento (água): Classificação B;
Determinação resistência ao escorregamento (óleo): Classificação R11;

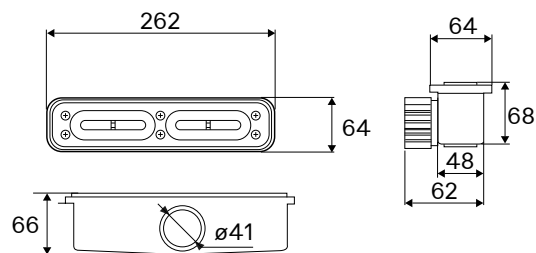
for You by Aśd.

7 Cores disponíveis (substituir xx por :)

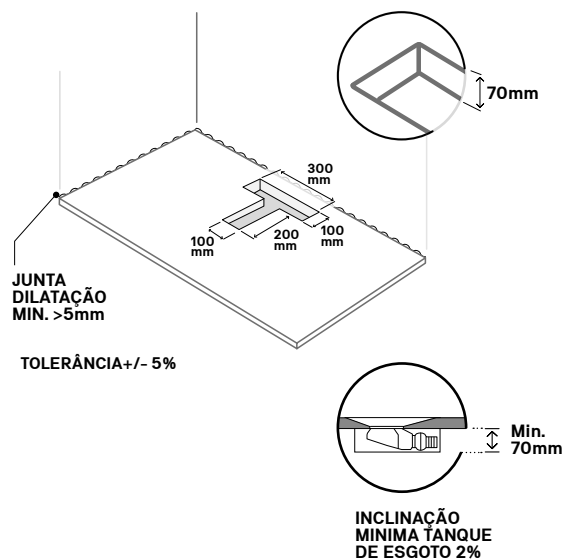


MEDIDA (mm)	REFERÊNCIA	A	B	PESO L.	VOLUME
1000x800	165105 XX 10080	1000	800	34kg	1060x860x76
1000x900	165105 XX 10090	1000	900	38kg	1060x960x76
1100x800	165105 XX 11080	1100	800	37kg	1160x860x76
1100x900	165105 XX 11090	1100	900	42kg	1160x960x76
1100x1000	165105 XX 110100	1100	1000	47kg	1160x1060x76
1200x800	165105 XX 12080	1200	800	41kg	1260x860x76
1200x900	165105 XX 12090	1200	900	46kg	1260x960x76
1200x1000	165105 XX 120100	1200	1000	51kg	1260x1060x76
1300x800	165105 XX 13080	1300	800	44kg	1360x860x76
1300x900	165105 XX 13090	1300	900	49kg	1360x960x76
1300x1000	165105 XX 130100	1300	1000	54kg	1360x1060x76
1400x800	165105 XX 14080	1400	800	47kg	1460x860x76
1400x900	165105 XX 14090	1400	900	53kg	1460x960x76
1400x1000	165105 XX 140100	1400	1000	59kg	1460x1060x76
1500x800	165105 XX 15080	1500	800	51kg	1560x860x76
1500x900	165105 XX 15090	1500	900	57kg	1560x960x76
1500x1000	165105 XX 150100	1500	1000	63kg	1560x1060x76
1600x800	165105 XX 16080	1600	800	54kg	1660x860x76
1600x900	165105 XX 16090	1600	900	61kg	1660x960x76
1600x1000	165105 XX 160100	1600	1000	67kg	1660x1060x76
1700x800	165105 XX 17080	1700	800	57kg	1760x860x76
1700x900	165105 XX 17090	1700	900	65kg	1760x960x76
1700x1000	165105 XX 170100	1700	1000	72kg	1760x1060x76
1800x800	165105 XX 18080	1800	800	61kg	1860x860x76
1800x900	165105 XX 18090	1800	900	68kg	1860x960x76
1800x1000	165105 XX 180100	1800	1000	76kg	1860x1060x76
1900x800	165105 XX 19080	1900	800	64kg	1960x860x76
1900x900	165105 XX 19090	1900	900	72kg	1960x960x76
1900x1000	165105 XX 190100	1900	1000	79kg	1960x1060x76
2000x800	165105 XX 20080	2000	800	68kg	2060x860x76
2000x900	165105 XX 20090	2000	900	76kg	2060x960x76
2000x1000	165105 XX 200100	2000	1000	84kg	2060x1060x76
2100x800	165105 XX 21080	2100	800	71kg	2160x860x76
2100x900	165105 XX 21090	2100	900	80kg	2160x960x76
2100x1000	165105 XX 210100	2100	1000	88kg	2160x1060x76
2200x800	165105 XX 22080	2200	800	74kg	2260x860x76
2200x900	165105 XX 22090	2200	900	83kg	2260x960x76
2200x1000	165105 XX 220100	2200	1000	93kg	2260x1060x76
2300x800	165105 XX 23080	2300	800	78kg	2360x860x76
2300x900	165105 XX 23090	2300	900	87kg	2360x960x76
2300x1000	165105 XX 230100	2300	1000	97kg	2360x1060x76
2400x800	165105 XX 24080	2400	800	81kg	2460x860x76
2400x900	165105 XX 24090	2400	900	90kg	2460x960x76
2400x1000	165105 XX 240100	2400	1000	101kg	2460x1060x76
2500x800	165105 XX 25080	2500	800	84kg	2560x860x76
2500x900	165105 XX 25090	2500	900	94kg	2560x960x76
2500x1000	165105 XX 250100	2500	1000	105kg	2560x1060x76
2600x800	165105 XX 26080	2600	800	88kg	2660x860x76
2600x900	165105 XX 26090	2600	900	99kg	2660x960x76
2600x1000	165105 XX 260100	2600	1000	109kg	2660x1060x76

TOLERÂNCIA+/- 5%



APLICAÇÃO:



ACONSELHA-SE O USO:

Cola e veda adesivo à base de MS polímero de boa qualidade (Ex. Parabond 600), para fixar a base ao chão; Silicone hidrófugo com fungicida para as juntas.